

Tuesday 2nd March 2021

Hello everyone,

It is terrific Tuesday!

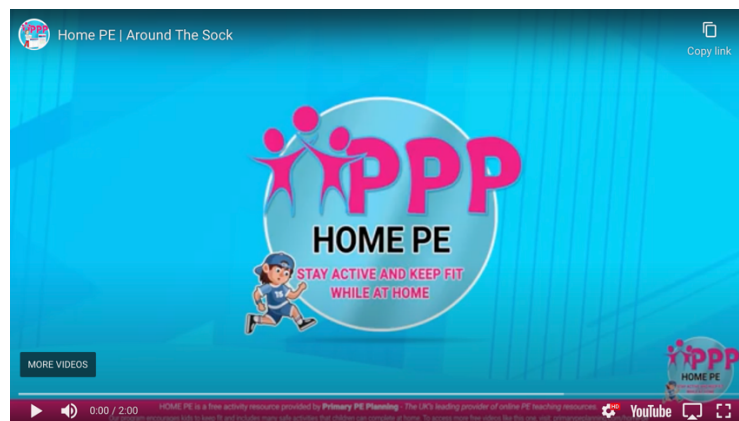
Enjoy the learning that is set for today. Below is a fun PE activity... It's so important to try and do about 30 minutes of PE a day. If you complete this send in a picture or video of you doing this on ClassDojo with your score!

Have a super day,

Mrs Cole



PE Activity:



<https://primarypeplanning.com/home-pe-ks1-challenge-activities/>

Subject Resources List

Spellings:

- Pencil
- Exercise Book/Paper

Phonics:

- Whiteboard, whiteboard pen and paper
- Talcum powder or foam

Maths:

- Pencil
- Paper or exercise book
- Whiteboard and whiteboard pen

Reading comprehension:

- Device to listen to the story
- Dictionary or a device for the online dictionary

Extra-Curricular:

- Pencil
- Paper

Spellings (10 minutes)

Spelling 'ck'

Practise the words on this list using look, say, cover, write and check.

Hint: Sometimes the /k/ at the end of a word is spelt with 'ck'.



Word	1st try	2nd try	3rd try
back			
peck			
sock			
lick			
stick			
rock			
sack			
duck			
luck			
shock			

Phonics Group 1
(20-30 minutes)

Today we are learning the 'e-e' digraph. Watch the teaching video below:

ea/e-e/ey



Phonics 'e-e'

<https://www.loom.com/share/0d1f3bc4f8984af0873e5d21c2df0ef2>

e-e, e-e, Eve and Steve, eat your peas!

Task: Read the extract, highlight all of the 'ea', 'e-e', 'y', 'e' and 'ee' phonemes and then right them in the table below in the correct column. You can do this with me in the video or have a go by yourself!

Eat Your Peas /ee/



It was dinner time at Daisy's house. Mum said "Eat your peas." Daisy replied "I don't like peas but I do like green beans." "I don't have any beans but I can ask your brother Steve or your sister Eve to go to the shops to buy some?" Daisy couldn't hear her mum so she asked her to repeat herself. Mum repeated what she had said and then waited. Daisy then said, "yes please mum. Please do ask Eve to get some green beans for me. That will be a real treat!"

ea	e-e	y	e	ee

Today we are learning the alternative sounds
the 'y' makes in words.



y, y, Yeti!

Revise these phonemes: s, y, ow, sh

Revise these tricky troll words: when, what

Task:

1. Put talcum powder or foam on a tray to pretend it is snow. Write these words in the 'snow' and read them aloud:

by, mystery, funny, gym

Discuss the different sounds the 'y' makes.

2. Hide these words around your house. Hunt for them and read them aloud. Organise them into the three columns depending on what sound the 'y' makes.

Here are the answers:

yes	by	very
yo	my	happy
yippee	try	funny
yet	why	carry
yap	dry	smelly
yum	fry	hairy
yellow	sky	penny
you	reply	lolly

Maths (20 minutes)

Today in maths we are learning how to compare heights.

Watch the teaching video:



Year 1 Maths Tuesday 2nd March 2021








<https://www.loom.com/share/3b45d961f5e34eeb982b3a4d5c122ca5>

Both **Task A** and **Task B**:

Bigger and smaller



State an object that is bigger or smaller than each object in the table.
Remember to choose different objects when comparing.

Object	What object is bigger?	What object is smaller?
Door 		
Pencil 		
Car 		
Elephant 		
Can of drink 		
Lunch box 		
Apple 		

Task A

Complete the extension question:

1)

Parent answer:



When stretched out, both strings will be the same length.



Do you agree with Che? Explain your answer.

No, String A will be longer than string B when stretched.

Task B

Complete the extension questions:

1)

Parent answer:

Rosie, Alex and Mo are comparing the height of Mrs Rose and Jack.



Rosie



Mrs Rose is tall than Jack.

Alex



Jack is short than Mrs Rose.

Mo



Mrs Rose is longer than Jack.

Can you improve their sentences to make them more accurate?

Possible answer:

Rosie – Mrs Rose is taller than Jack.


Alex – Jack is shorter than Mrs Rose.

Mo – Mrs Rose is taller than Jack.
Taller is a better word than longer because we are comparing height.

2)

Parent answer:

Order the balloons shortest to tallest.



shortest

tallest

shortest

red

blue


green

tallest

Reading
comprehension
(10-15 minutes)

The Hare and the Tortoise (vocabulary)

Listen to the story:



<https://www.youtube.com/watch?v=E0IDJ6H8cVU>

Task:

With a grownup, research what these words mean. You could use a dictionary or use this website -

<https://kids.britannica.com/kids/browse/dictionary>

Boasting

Creep

Amused

Gathered

Darted off

Steadily

Nodded off

Moral

Extra-
Curricular

Improving our school outdoor area:

Task:

- 1) Think about our outdoor area at school. Is there something you would like in it to make it even better? It could be a new music area, a stage, a reading etc. Draw a design of this and label it.




2) Think about how we could encourage wildlife and nature in our outdoor environment, such as insects and birds. It could be a new planted area with herbs and flowers or a bird table. Draw a picture of your idea and label it.



Story time/
Dough Disco

Listen to this fun story!



Arnie the Doughnut read by Chris O'Dowd

<https://www.youtube.com/watch?v=6E67nIwZZjQ>

Cosmic Kids
Yoga/Singing

Join in with the days of the week song and
copy the actions!



Days of the Week | Addams family (parody) | Hands only | Fun learning action song for kids

<https://www.youtube.com/watch?v=VwWzDTfOyBc>