

Wednesday 10th February 2021

Hello everyone,

I hope you enjoyed the snow again yesterday! What a magical day it was!

Thank you for all the hard work you are doing. I can see the children are making so much progress!

Don't forget our zoom call today from 10-10.30am and remember to bring along something you are proud of!

I'll see you all soon,

Mrs Cole



Subject Resources List

Handwriting:

- Whiteboard
- Whiteboard pen
- OR
- Pencil
- Exercise Book/Paper

Phonics:

- Whiteboard
- Whiteboard pen
- Pencil
- Exercise book
- Make a train! You could use boxes, cushions, chairs, pillows etc. Anything that is in your home!

Maths:

- A number track (you could draw one on some paper or on a whiteboard)
- Dice (or you can use the number generator)

Geography:

- A compass
- Paper or exercise book
- Pencil
- Colouring pencils

Handwriting
(10 minutes)

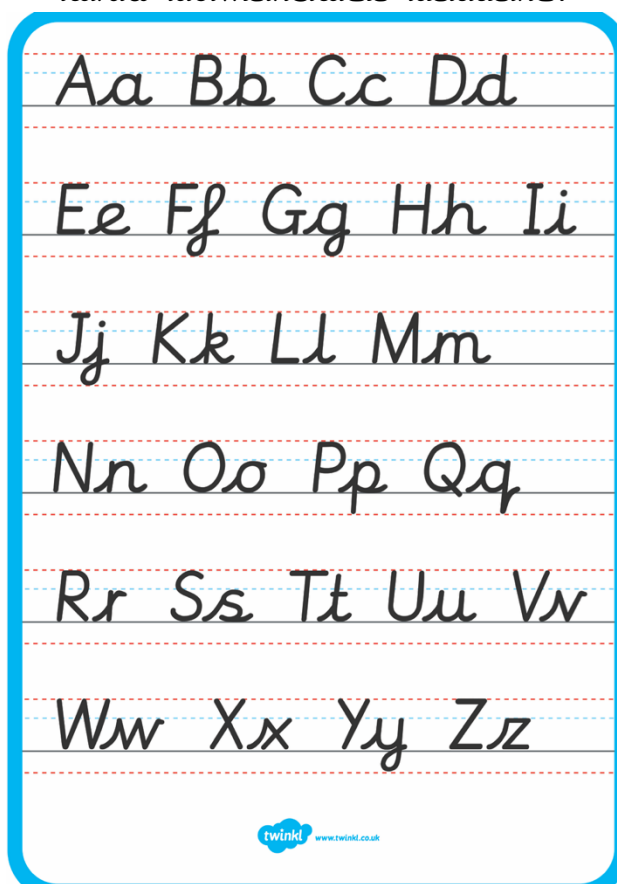
Now try writing the whole alphabet! Use the video below:

Use this video to help! If there is still snow, you could do the same as me and practice writing the alphabet in it! If you need to, you can pause the video to give you time to write each letter.



<https://www.youtube.com/watch?v=0ClzSQtO-dI>

Here is the cursive alphabet with capital letters and lowercase letters:



Phonics (20-30 minutes)

Today we are revising the 'ee' digraph. Watch the phonics fairies' video below:

ee



ee ee what shall I see?

Login details:

<https://ttsstorytimephonics.co.uk/>

Username: Spore Primary

Password: XA\$li@VB!QM8NqSh8IyeQHMG

Task:



- 1) You could always make a train from chairs, boxes and cushions to practice your caption action and for a bit of fun!
- 2) Get a grown up to read these captions to you one at a time. Once a caption has been read aloud you then need to try and write it independently! Here are the captions:

bees in trees, peek at sheep, feet go creep,
beep at sheep, see it sleep, meet the sheep

Maths (10-15 minutes)

Today we are learning about combining two groups and adding more.

Task 1:



#MathsEveryoneCan

How many spots do the dominoes have on each side?
How many do they have altogether?

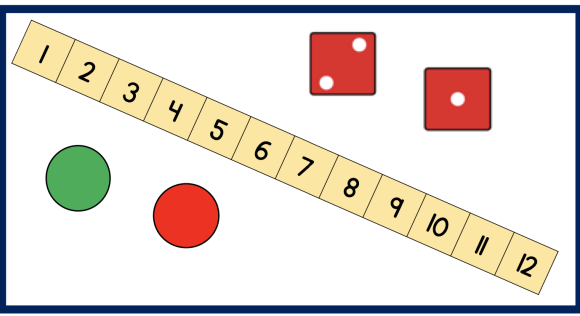
White Rose Maths

White
Rose
Maths

Task 2:

 #MathsEveryoneCan 

Play the number track game with a friend.
Roll 2 dice. How many spots do you have altogether?
Can you predict what number you will land on?
How many more spaces do you need to move in order to win the game?



The image shows a number track from 1 to 12. Two dice are shown: one with 2 spots and one with 1 spot. A green circle is at position 1 and a red circle is at position 4.

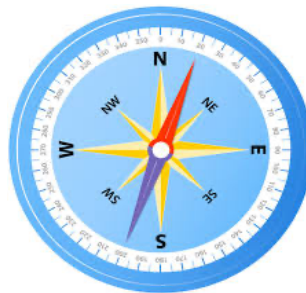
White Rose Maths

You could always use a number generator if you don't have dice:



<https://wordwall.net/resource/49009/maths/random-number-wheel-1-10>

Compass work



Task:

Go on a walk around your home/town/village. Use a compass to point out specific areas and take a video of you stating which direction you are facing. For example, "I am at the shop to buy some bread and I am facing (north/east/south/west)."

If you would like, you could write some captions about your journey or draw a map of the journey you went on. Make sure you draw the places facing the right direction.

Mid-Norfolk
Kidz Klub
Collective
Worship

Watch the Mid-Norfolk Kidz Klub Collective Worship:



<https://www.youtube.com/watch?v=RTXEUwTFcDg>

Cosmic Kids
Yoga/Singing

Join in with some dancing!

PSHE KS1: Super Mood Movers - Taking care of our world

BBC Teach > Super Movers > Super Mood Movers



<https://www.bbc.co.uk/teach/super-movers/pshe-super-mood-movers-taking-care-of-the-world/zyxc3j6>