

Wednesday 3rd February 2021

Hello everyone,

What wonderful learning you did yesterday! I am so proud of all the hard work you are doing. What brilliant maths learning I am seeing! Both Reception and Year 1's have started a new topic and you're all flying through it!

It's been so lovely to see lots of pictures of you doing activities for 'Children's Mental Health Week', including 'Star Baker' baking and going for walks in the forest! What great ways to boost positivity!

I hope you enjoy today's learning!

Mrs Cole



## Subject Resources List

### Handwriting:

- Whiteboard
- Whiteboard pen
- OR
- Pencil
- Exercise Book/Paper

### Phonics:


- Whiteboard
- Whiteboard pen
- Pencil
- Exercise book

### Maths:

- Baking equipment: see the task in the maths task box

### Literacy:

- Pencil
- Paper or exercise book

PE for the whole week	Remember to take part in the PE challenges for this week and don't forget to send me your scores (outlined in the document posted on ClassDojo).
Handwriting (10 minutes)	<p>Can you practice the letter <b>p</b>?</p> <p>Try writing:</p> <p>p pirate Pete parrot</p> <p>parrot pirate Pete</p> <p>This video might help:</p>  <p><a href="https://www.youtube.com/watch?v=qeVjcMYcETQ">https://www.youtube.com/watch?v=qeVjcMYcETQ</a></p>

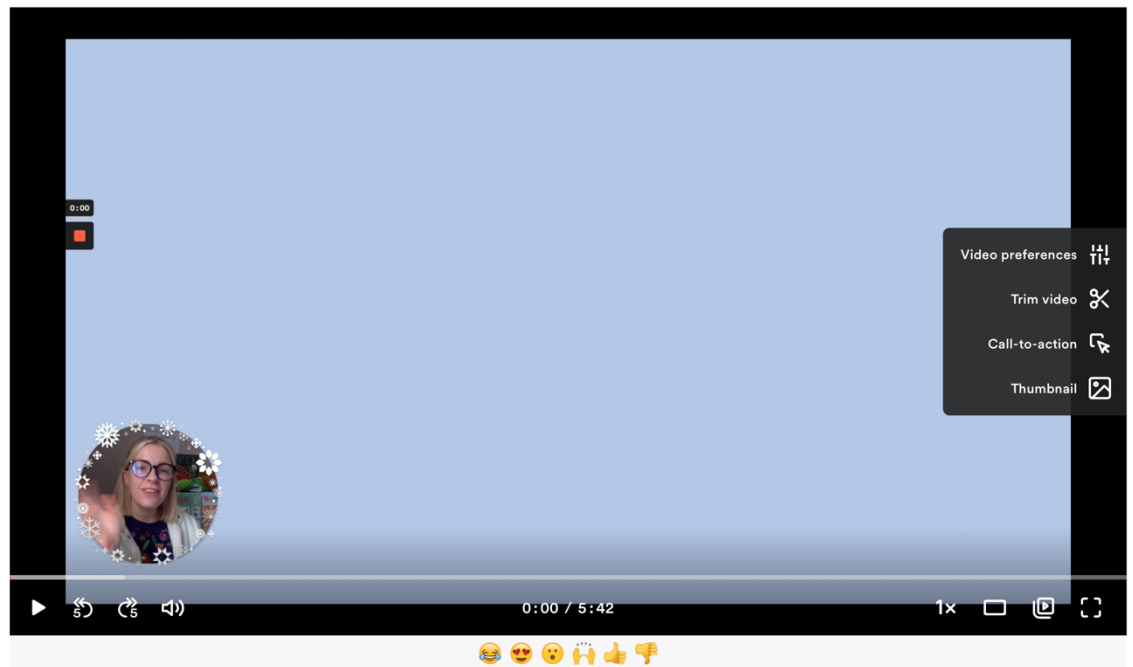
Phonics (20-30 minutes)

Today we are practising our tricky words.  
First, join in with Mr Mc's alphabet song!



<https://www.youtube.com/watch?v=Emb2yvwAHtc>

Now watch the teaching video below:



Phonics Phase 4 Tricky Troll Words Hunt!

<https://www.loom.com/share/c64d187a584948abad711ded32dc1c6a>



Task: Have a look in books,  
newspapers and magazines  
and see if you can find  
Trevor Tricky Troll's words.  
Don't let him trick you!

he  
we  
she  
me  
be

### Starter:


Play this game about measuring weight!




<https://pbskids.org/peg/games/happy-camel>

Today we are learning about measuring ingredients.

**Task:** Have a go at making a recipe! Here is a playdough recipe, but if you would like to make something else, go for it!




## #MathsEveryoneCan



Have a go at making your own playdough.  
Remember to measure out your ingredients carefully.

### No Cook Playdough Recipe

- 2 cups of flour
- $\frac{1}{2}$  cup of salt
- 2 tablespoons of cream of tartar
- 2 tablespoons of oil or baby lotion
- 1 cup of hot water



1. Combine the dry ingredients in a bowl, add the oil or baby lotion and then the water.  
You could also add some food colouring here if you would like a colourful dough.
2. Stir everything together and then knead the dough until you are happy with the consistency.

White  
Rose  
Maths



Extra-curricular

## Building a den:

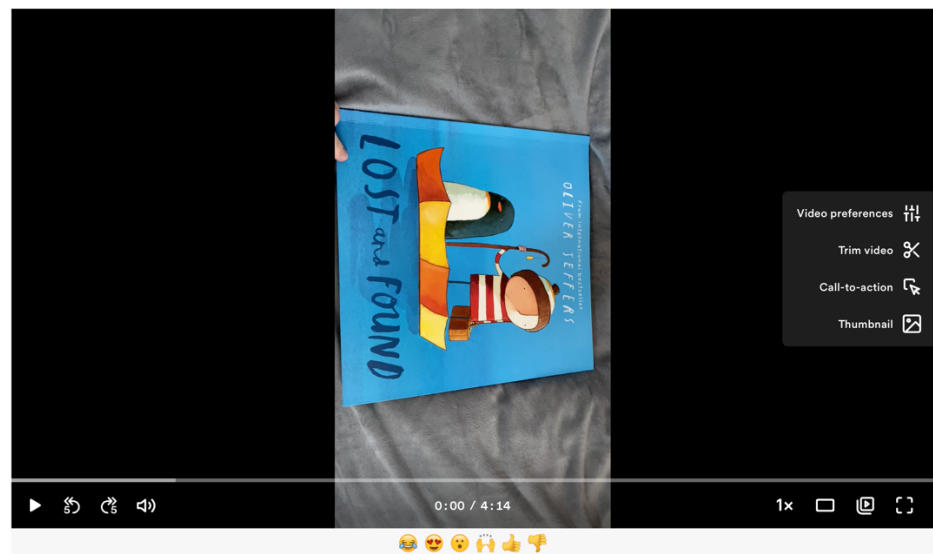
Have a go at making a den! Use anything in your house, such as blankets, towels, chairs, tables, sticks, pillows and boxes. You can build it however you like and turn it into anything, such as a castle or spaceship! Let your imagination go wild!

**Don't forget to post a picture or video of your den!**

Literacy (15 minutes)

We are going to be retelling the story of 'Lost and Found'.

Today I would like you to start to make your own story book. You can do this by either making 1 page in your book for each part of the story or by making a folded book using an A3 sheet of paper (a zigzag, concertina book).



Lost and Found Story

<https://www.loom.com/share/8eac776e968a4ed5a03076b6e9c62a4a>

See the page below that outlines your task for today...


**Task:** Today you are just completing the missing pictures below. You need to complete pictures 2 and 4 with the main events that happen then.

1.



2.

3.



4.

**Story time/**  
Dough Disco

Watch the story time video below:



<https://www.youtube.com/watch?v=wfn6yjr9T0>

Cosmic Kids  
Yoga/Singing

If you would like to, you could do some Cosmic Kids Yoga:



<https://www.youtube.com/watch?v=QM8Nj8CfOg0>