

Tuesday 2nd February 2021

Hello everyone,

It's terrific Tuesday and here is the learning for today!

If you would like to, you could take part in the outdoor activities I put on ClassDojo for 'Children's Mental Health Week' today. Also, don't forget to do the PE Challenges and send me your score sheets.

Remember the most important thing is to have fun and stay safe! So, have a brilliant day and enjoy!

Mrs Cole



Children's Mental Health Week
5 Outdoor Activities

Day	Activity
Monday	Go outside and close your eyes. What can you hear?
Tuesday	Stand in an outdoor space. What is the weather doing? What does it feel like? How does it make you feel?
Wednesday	Can you spot any signs of spring? How many can you find?
Thursday	Watch the clouds. Look up at the sky in the morning, afternoon and early evening. How has it changed?
Friday	Have fun! Go for a walk, play a game, run, jump, skip or hop.

Teach Outdoors
Learning Through Discovery

www.teachoutdoors.co.uk

[@teachoutdoors](#) [@teach_outdoors](#) [@teach_outdoors](#)



Subject Resources List

Handwriting:

- Whiteboard
- Whiteboard pen
- OR
- Pencil
- Exercise Book/Paper

Phonics:

- Whiteboard
- Whiteboard pen
- Pencil
- Exercise book
- GROUP 1: 2x A4 card, scissors and sellotape or a stapler
- GROUP 2: a copy of the extract if you can and a highlighter pen

Maths:

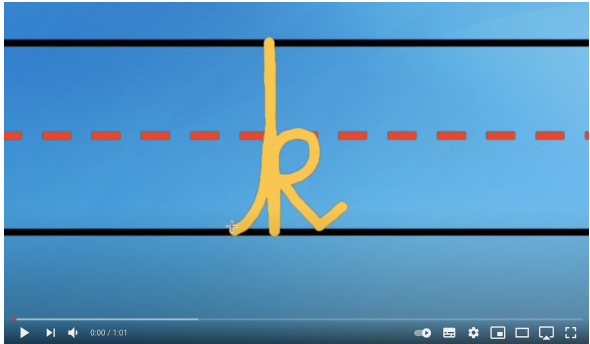

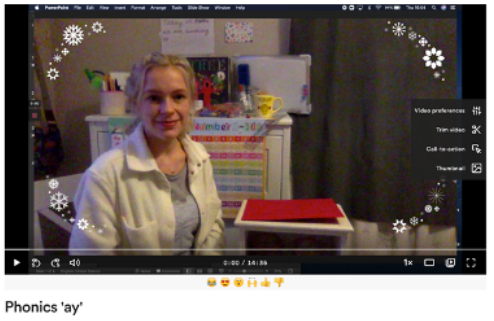
- Pencils
- Paper
- Exercise book
- Whiteboard
- Whiteboard pen
- Some homemade base 10 - see the picture and video in the task box. You can use items such as pasta, Lego, buttons or spaghetti.

Guided Reading:

- Exercise book
- Pencil

Science

- paper or exercise book
- pencil

<p>PE for the whole week</p>	<p>Remember to take part in the PE challenges for this week and don't forget to send me your scores (outlined in the document posted on ClassDojo).</p>
<p>Handwriting (10 minutes)</p>	<p>Can you practice the letter k?</p> <p>Try writing: k ketchup like</p> <p>I like ketchup on my chips.</p> <p>This video might help:</p>  <p>https://www.youtube.com/watch?v=yaYVq1pnID4</p>
<p>Phonics Group 1 (20-30 minutes)</p>	<p>Today we are learning the 'ay' digraph. Watch the teaching video below:</p> <p>If you would like to make a crayon hat, I talk about how to make one at the beginning of the video. All you need are two pieces of A4 coloured card (or paper), scissors and tape/stapler.</p> <div style="display: flex; align-items: center; justify-content: center;">   </div> <p>https://www.loom.com/share/7283f6733a4e4bad8fb955d203ce3f3a</p>

Task: football fingers

Write these words on to small pieces of paper (about the size of a mobile phone):

day

play

Thursday

way

may

Monday

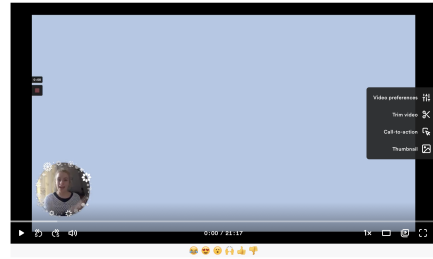
flay

trayon

Scrunch these up into balls. Using a container as a goal try to flick the balls into it. If you score a goal open up the piece of paper and read the word. Is it a real word or is it a Beegu word?

Today we are learning the 'e-e' split digraph.
Watch the teaching video below:

ea/e-e/ey



Phonics 'e-e'

<https://www.loom.com/share/0d1f3bc4f8984af0873e5d21c2df0ef2>

Task: Read the extract, highlight all of the 'ea', 'e-e', 'y', 'e' and 'ee' phonemes and then right them in the table below in the correct column. You can do this with me in the video or have a go by yourself!

Eat Your Peas /ee/



It was dinner time at Daisy's house. Mum said "Eat your peas." Daisy replied "I don't like peas but I do like green beans." "I don't have any beans but I can ask your brother Steve or your sister Eve to go to the shops to buy some?" Daisy couldn't hear her mum so she asked her to repeat herself. Mum repeated what she had said and then waited. Daisy then said, "yes please mum. Please do ask Eve to get some green beans for me. That will be a real treat!"

ea	e-e	y	e	ee

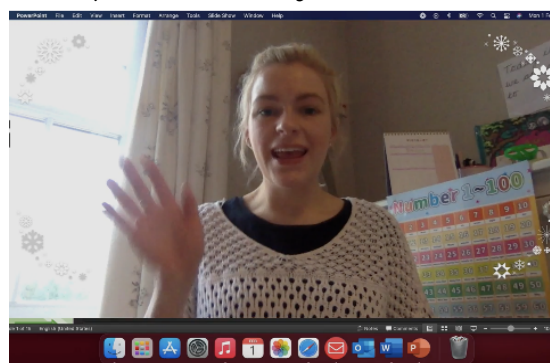
Maths (20 minutes)

Today in maths we are learning about tens and ones.

If you have some matching loose parts in your home, such as penne pasta, Lego or buttons, make yourselves 5 ten sticks by joining 10 of the small items together and leaving 10 as loose parts. This will massively help you whilst we are doing this learning about tens and ones. Here is an example of some I have made:



Watch the teaching video and have a whiteboard and whiteboard pen ready:



Year 1 Maths Tuesday 2nd
February 2021

<https://www.loom.com/share/albbbaba3d9a470583f83b826a7c2864>

Remember to choose either Task A (simplified version) or Task B (more challenging).

Task A:

1)

Make and Count



Make the amount shown with multilink cubes. Count them. Then complete the sentences below. The first one has been completed for you.

Make	Count	Complete
	21	There are 2 tens. There is 1 one.
		There is 1 ten. There are ____ ones.
		There are ____ tens. There are ____ ones.
		There are ____ tens. There are ____ ones.
		There are ____ tens. There are ____ ones.

© Primary Stars Education

Parent answer:

Answers - Make and Count



Make the amount shown with multilink cubes. Count them. Then complete the sentences below. The first one has been completed for you.

Make	Count	Complete
	21	There are 2 tens. There is 1 one.
	15	There is 1 ten. There are <u>5</u> ones.
	30	There are <u>3</u> tens. There are <u>0</u> ones.
	44	There are <u>4</u> tens. There are <u>4</u> ones.
	32	There are <u>3</u> tens. There are <u>2</u> ones.

© Primary Stars Education

Task B:

Make and Count



Make the amount shown with multilink cubes. Count them. Then create sentences partitioning the number into tens and ones.

Make	Count	Complete
		There are ____ tens. There are ____ ones.

© Primarv Stars Education

Parent answer:

Answers - Make and Count



Make the amount shown with multilink cubes. Count them. Then create sentences partitioning the number into tens and ones.


Make	Count	Complete
	45	There are <u>4</u> tens. There are <u>5</u> ones.
	28	There are <u>2</u> tens. There are <u>8</u> ones.
	47	There are <u>4</u> tens. There are <u>7</u> ones.
	4	There are <u>0</u> tens. There are <u>4</u> ones.
	38	There are <u>3</u> tens. There are <u>8</u> ones.

© Primarv Stars Education

Extension:

Eva and Jack are making the same number.

Eva's number has these tens.



Jack's number has nine ones.

What number are Eva and Jack making?

Guided
Reading (20-
30 minutes)

The Three Little Wolves and The Big Bad Pig

Watch the teaching video below:



Guided Reading (The Three Little
Wolves and the Big Bad Pig)

<https://www.loom.com/share/238e1170c3034fa2a0e40a6a7d89ecce>

Task:



Name: _____

Book: The Three Little Wolves

MF: Comprehension

Read the book up to the house being drilled, then answer the following questions.

1. What **adjectives** (describing words) does the author use to describe the wolves that tell us that they are not scary?

2. What is a kangaroo's baby called?
A baby kangaroo is called a _____.
3. What story is this similar to?
This story is just like the story _____.
4. What did the big bad pig use to knock down the brick house?
The big bad pig used a _____ to knock down the brick house.
5. Circle the words below that mean the same as 'scared'?
confused frightened prowling terrified grunted
6. Copy a sentence that tells us that the wolves were **scared**.

Imagine you are building a house and you want it to be as strong as possible. Write a list of materials you would use and draw a picture of your house.

Materials I would use:

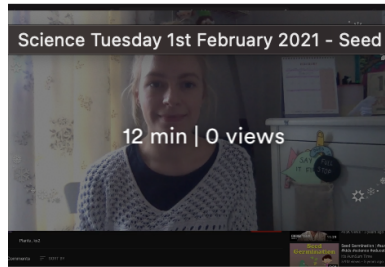
-
-
-
-
-
-



Science (20 minutes)

Plants and seeds

Watch the teaching video below:




Science Tuesday 1st February
2021 - Seed Dispersal

<https://www.loom.com/share/88e8d9f3df924b6eb967e46f0a02d702>

Task:


Draw the different methods of seed dispersal.
Here are some pictures to help you:



Story time/
Dough Disco

Join in with the dough disco!

<https://www.youtube.com/watch?v=o9D5lfgZF3o>



Cosmic Kids
Yoga/Singing

Join in with this Music lesson all about 'Growth'

<https://classroom.thenationalacademy/lessons/planting-in-the-garden-c8tk0d>

