

Thursday 28th January 2021

Hello everyone,

What brilliant postcards you made yesterday! I was really impressed to see so many of you try to make the spring to make your postcard 3D. They looked really effective.

Here is the home learning for today. As you will see on the plan, I have differentiated the tasks for maths and literacy. **Task A** is a simplified version of the task for those that need a little bit more support. **Task B** is for those who are confident with the work and could do with extending and being challenged. Parents, I know you'll make the right choice for your child's learning. You know them best and how they have been working at home so go for the task you think will be manageable for your child but will challenge them. If you need any advice for this, please do message me and I can let you know what I think will be best.

Don't forget it's our zoom call meet up tomorrow at 11am!

Have a splendid Thursday and message me if you need anything! You are all doing brilliantly!

Mrs Cole



Subject Resources List

Handwriting:

- Whiteboard
- Whiteboard pen
- OR
- Pencil
- Exercise Book/Paper

Phonics:

- Whiteboard
- Whiteboard pen
- Pencil
- Exercise book

Maths:

- Pencils
- Paper
- Exercise book
- Whiteboard
- Whiteboard pen
- Tens frame and counters (e.g., pasta)
- Number line (you could use a ruler)

Literacy:

- Your postcard you made yesterday
- Pencil
- Phonics mat

Art:

- Coloured paper
- Tissue paper
- Cotton wool
- String
- Sticks
- Foil
- Paint
- Glue
- Pasta
- Food colouring
- Anything crafty you can find in your house!

Handwriting
(10 minutes)

Can you practice the letter **n**?

Try writing:

n

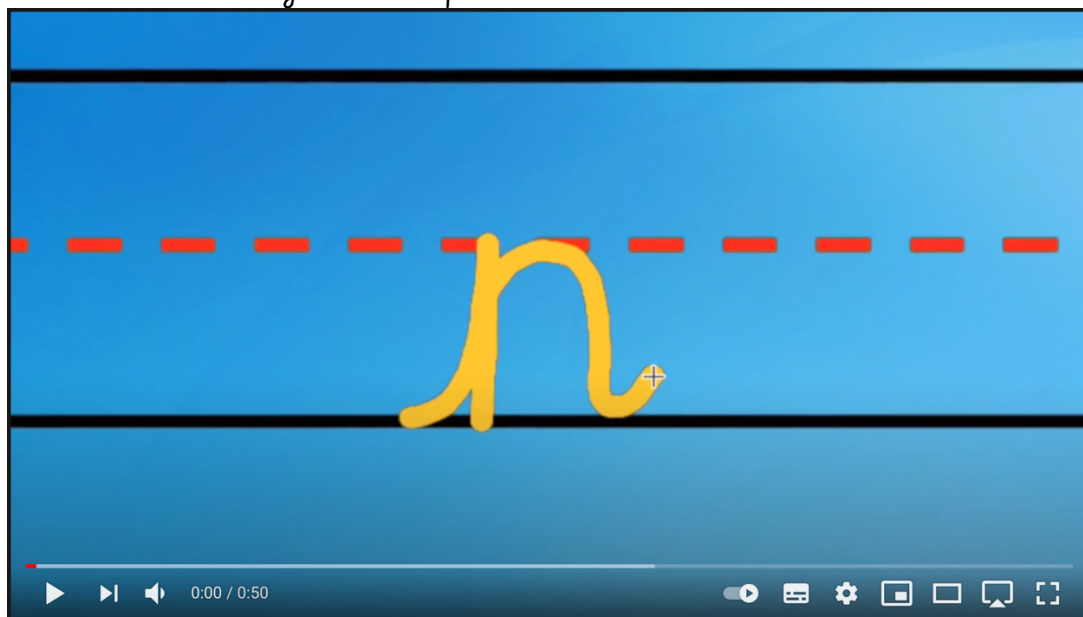
nugget

nice

golden

A nice golden nugget.


This video might help:



<https://www.youtube.com/watch?v=YF5RnWZHf3w>

Phonics Group
1 (20-30
minutes)

Today we are learning the 'wh' digraph. Watch the Phonics Fairy below:



Phonic Fairy Reads "Whiffy Wilson"



<https://ttsstorytimephonics.co.uk/>

Login details:

<https://ttsstorytimephonics.co.uk/>

Username: Sporle Primary

Password: XA\$li@VB!QM8NqSh8iyeQHMg

Task:

Using these words, make 2 sentences relating them to the story. Get your grown-up to help you as some of the words might trick you.

who

whistle

which

whiffy

whoever

Have you noticed that the 'wh' digraph creates a 'h' sound?

Example:

Whoever was washing Whiffy Wilson was very brave.

Today we are continuing with the 'oy' digraph.
Watch the Phonic Fairies video below:

oy

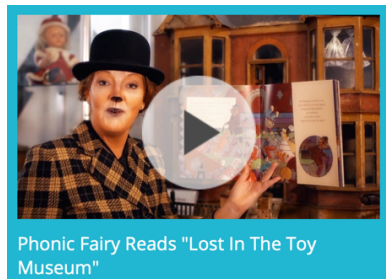


oy oy joy of a toy

Task:

Watch the story again. Can you spot the plurals in the book (e.g., toys, whiskers, shelves, doors)? A plural means more than one and can be shown by adding a 's' to the end of a word.

So, watch the story again and try to spot the plurals!



Login details:

<https://ttsstorytimephonics.co.uk/>

Username: Sporle Primary

Password: XA\$li@VB!QM8NqSh8IyeQHMg

Can you turn these nouns into plurals?

teddy

doll

boat

train

puppet

Now write a sentence using some of these plurals.

Example:

The trains had a race to see who could get the teddies and dolls to the beach the quickest.

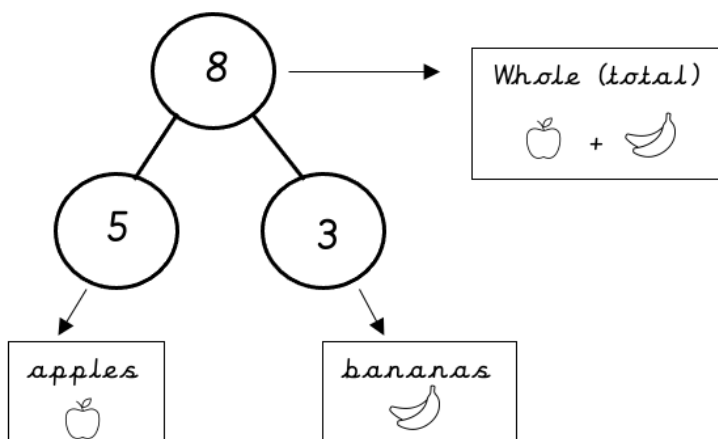
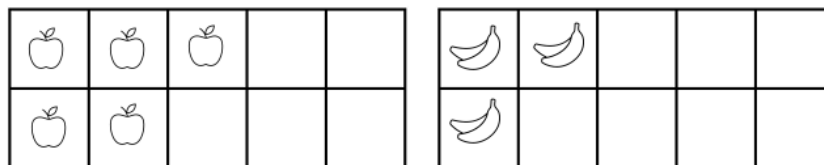
Today in maths we are revising and consolidating our knowledge about related facts.

Choose either **Task A (slightly simplified)** or **Task B (for those that are confident)** and complete the two questions about fact families.

Task A

1)

Look at the picture and part-part-whole model.



Complete the fact family. The first addition and subtraction has been done for you.

$$\boxed{5} + \boxed{3} = \boxed{8}$$

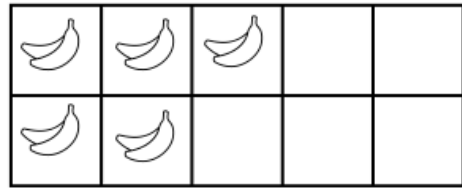
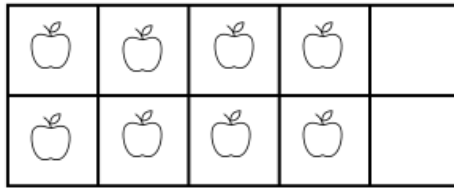
$$\boxed{3} + \boxed{} = \boxed{8}$$

$$\boxed{8} - \boxed{5} = \boxed{3}$$

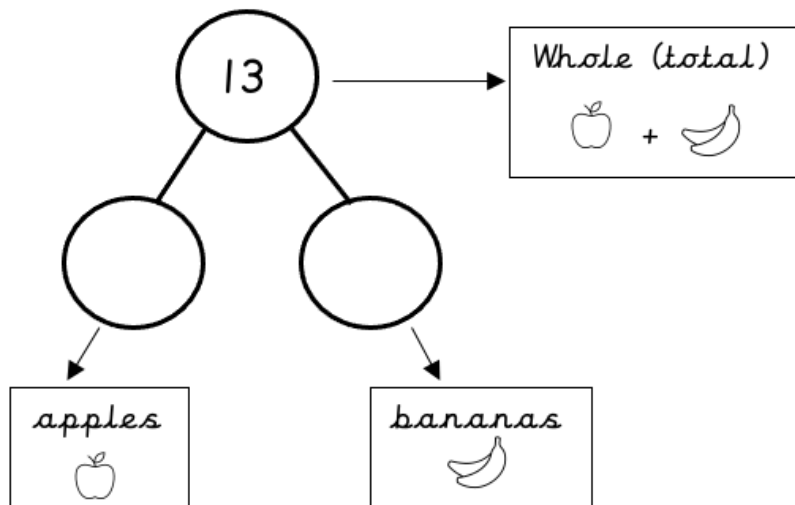
$$\boxed{8} - \boxed{3} = \boxed{}$$

2)

Look at the picture.



Complete the part-part-whole model.



Complete the fact family.

$$\boxed{8} + \boxed{} = \boxed{13}$$

$$\boxed{} + \boxed{} = \boxed{13}$$


$$\boxed{13} - \boxed{} = \boxed{}$$

$$\boxed{13} - \boxed{5} = \boxed{}$$

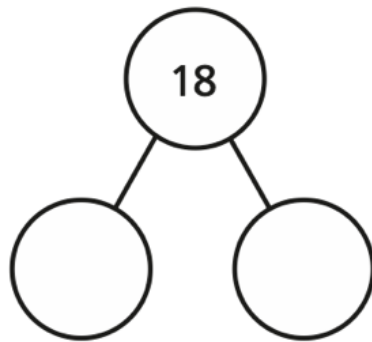
Task B

1)

Look at the picture.



Complete the part-whole model and fact family.



$$\square + \square = 18$$

$$\square + \square = 18$$

$$18 - \square = \square$$

$$18 - \square = \square$$

Can you write each number sentence a different way?

2)

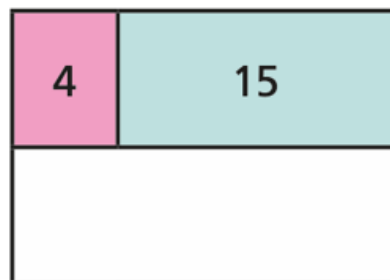
Complete the fact family for each bar model.

a)



$$\begin{array}{l} \square + \square = \square \\ \square + \square = \square \\ \square - \square = \square \\ \square - \square = \square \end{array}$$

b)



$$\begin{array}{l} \square = \square + \square \\ \square = \square + \square \\ \square = \square - \square \\ \square = \square - \square \end{array}$$

c) Draw your own bar models.

Ask a partner to write the fact family to match.

Lost and Found Topic

Task:

To begin writing your journey in your postcard. Today, write 3 or 4 sentences about your journey and what happened. Remember you are writing as if you are the boy and you are writing to your family back home. Tomorrow you will write another 2 or 3 sentences to finish off the postcard.

Choose either **Task A** or **Task B**.

Task A: Example of today's writing (simplified):

Hi _____,

I got on a row boat to get to the South Pole with Penguin. Some waves were taller than our house! We were scared.

Task B: Example of today's writing (extended):

Hi _____,

Today has been a very exciting day! Penguin and I hopped on a row boat to sail across to the South Pole. There were some waves that were as tall as mountains! It was very scary but we were okay.

Remember to say your sentence first, use finger spaces, full stops and capital letters and read your sentence back to make sure it makes sense.



Art (30
minutes)

Giant Project

Reflect on your giant project and answer these evaluation questions below by drawing and labelling or writing your answers:

- 1) What do you like most about your giant?
- 2) What would you improve or change if you were to make it again?

Weather Mobile Project

Task:

Make a weather mobile out of anything in your house (e.g., cotton wool, paper, tissue paper, wrapping paper, foil, food coloring, pasta shells, paint etc.). Can you make something for each weather including the sun, rain, clouds, snow and thunder and lightning.

Here are some pictures for inspiration:



WEATHER MOBILE
Art & Craft Project for Kids



Story time/
Dough Disco

Watch the dough disco video below (a throwback to Christmas as it's been so cold and snowy!):



<https://www.youtube.com/watch?v=DDsrTLfWKc0&t=5s>

If you would like to, join in with this nursery rhyme:



<https://www.bbc.com/teach/school-radio/nursery-rhymes-dinosaurs/zx7rf4j>