

Thursday 28th January 2021

Good morning Hedgehogs!

I loved seeing your postcards yesterday. Today you are writing your postcard message!

You are also making your giant....

Mrs Hoddy

Subject Resources List

Handwriting:

- Whiteboard
- Whiteboard pen
- OR
- Pencil
- Exercise Book/Paper

Phonics:

- Whiteboard
- Whiteboard pen
- Pencil
- Exercise book
- GROUP 2: paper

Maths:

- Pencils
- Paper
- Exercise book
- Whiteboard
- Whiteboard pen
- Tens frame and counters (e.g., pasta)
- Number line (you could use a ruler)

Literacy:

- Your postcard you made yesterday
- Pencil
- Phonics mat

Art:

- Coloured paper
- Tissue paper
- Cotton wool
- String
- Sticks
- Foil
- Paint
- Glue

- Pasta
- Food colouring
- **Anything crafty you can find in your house!**

Handwriting (10 minutes)

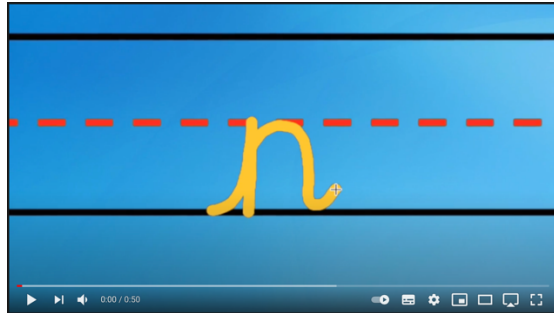
Can you practice the letter **n**?

Try writing:

n
nugget
nice
golden

A nice golden nugget.

This video might help:



<https://www.youtube.com/watch?v=YF5RnWZHf3w>

Phonics Group
1 (20-30
minutes)

Today we are learning the 'wh' digraph. Watch the Phonics Fairy below:



<https://ttsstorytimephonics.co.uk/>



Login details:

<https://ttsstorytimephonics.co.uk/>

Username: Sporle Primary

Password: XA\$Ii@VB!QM8NqSh8iyeQHMg

Task:

Write this sentence: The wolf can **whistle**.

Talk about the word 'whistle' what makes it hard to read?

Have you noticed that the 'wh' digraph creates a 'h' sound and that you cannot hear the 'e' on the end?

Practise your digraphs, playing this game:

<https://www.wordwall.net/resource/740104/phase-3-phonics-wheel>



Phonics Group 2 (20-30 minutes)

Today we are practising the 'oy' digraph from yesterday

oy



oy, joy of a toy

What is a plural?

There were lots of plurals in the story yesterday- toys, whiskers, shelves, doors.
Plural means there are more than one. We show this by adding an 's' on the end of the word.

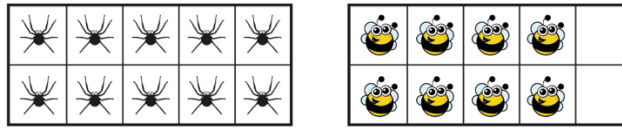
Change these words into plurals and write them in your book:

doll
boat
train
puppet
sail

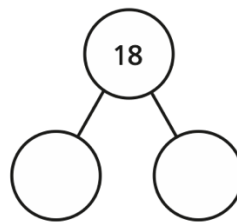
Today in maths we are revising and consolidating our knowledge about related facts.

Task: Have a go at these two questions.

1 Look at the picture.



Complete the part-whole model and fact family.

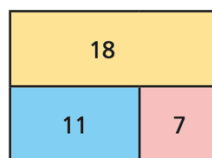


$$\begin{array}{l} \square + \square = 18 \\ \square + \square = 18 \\ 18 - \square = \square \\ 18 - \square = \square \end{array}$$

Can you write each number sentence a different way?

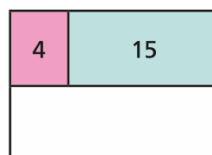
2 Complete the fact family for each bar model.

a)



$$\begin{array}{l} \square + \square = \square \\ \square + \square = \square \\ \square - \square = \square \\ \square - \square = \square \end{array}$$

b)



$$\begin{array}{l} \square = \square + \square \\ \square = \square + \square \\ \square = \square - \square \\ \square = \square - \square \end{array}$$

c) Draw your own bar models.

Ask a partner to write the fact family to match.

Literacy (15-20 minutes)

Lost and Found Topic

Task:

To begin writing your journey in your postcard. Today, write 2 sentences about your journey and what happened. Remember you are writing as if you are the boy and you are writing to your family back home. Tomorrow you will write another 2 or 3 sentences to finish off the postcard.

Grown-ups: use all of the space on the back as needed. It is not essential to include the address but you could talk about how a post person uses it. It might also be easier to stick the writing on the back so that the artwork on the front doesn't get damaged.

Example of today's writing:

Hello Mum, Dad and Baby Brian,

Today has been a very exciting day! Penguin and I hopped on a row boat to sail across to the South Pole. There were some waves that were as tall as mountains!



Remember to say your sentence first, use finger spaces, full stops and capital letters and read your sentence back to make sure it makes sense. Remember to use your phonics mats to write. It doesn't matter if the spellings are not right as long as I can see you've used your phonics knowledge.

Could you make it more exciting using some adjectives?

Art (30 minutes)

Giant Project

Use this time today to get creating your giant, see if you can include some moving parts such as the joints! Refer to your design and get making!

Afterwards:

Reflect on your giant project and answer these evaluation questions below by drawing and labelling or writing your answers:

- 1) What do you like most about your giant?
- 2) What would you improve or change if you were to make it again?

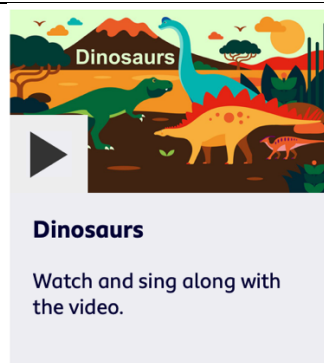
Story time/
Dough Disco

Watch the dough disco video below (a throwback to Christmas as it's been so cold and snowy!)



<https://www.youtube.com/watch?v=DDsrTLfWKc0&t=5s>

Cosmic Kids
Yoga/Singing



<https://www.bbc.com/teach/school-radio/nursery-rhymes-dinosaurs/zv7xf4j>