

Wednesday 27<sup>th</sup> January 2021

Good morning Hedgehogs!

We are half way through the week. Today we have included some Music and Yoga for you to try.

Mrs Hoddy

### **Subject Resources List**

#### **Handwriting:**

- Whiteboard
- Whiteboard pen
- OR
- Pencil
- Exercise Book/Paper

#### **Phonics:**

- Whiteboard
- Whiteboard pen
- Pencil
- Exercise book
- Paper

#### **Maths:**

- 2 plates
- 5 small items (e.g., pasta, cars, sweets, buttons)

#### **Music:**

- A device for the website in the task box

#### **Geography:**

- Jug with millilitres
- 7-day grid
- Pencil

Handwriting  
(10 minutes)

Can you practice the letter **b**?

Try writing:


b

boy

bounced

the boy bounced

This video might help:




<https://www.youtube.com/watch?v=tf4lqclTZlc>

Phonics (20-30 minutes)

Today we are revising the 'w' digraph. Watch the teaching video below:

<https://www.loom.com/share/48b1529588214d32ad97a28a2666be32>




**w w whiffy Wilson**

Now have a go at writing some words with 'w' in or a short sentence, e.g.

Whiffy Wilson went to town.

The pairs game from the video is here-

<https://wordwall.net/resource/56666/english/matching-pairs-phase-3-words-pictures>





Maths (20 minutes)

Play Curious George's number hide and seek game:




<https://pbskids.org/curiousgeorge/busyday/hideseek/>

Today we are learning about adding two groups together

#MathsEveryoneCan

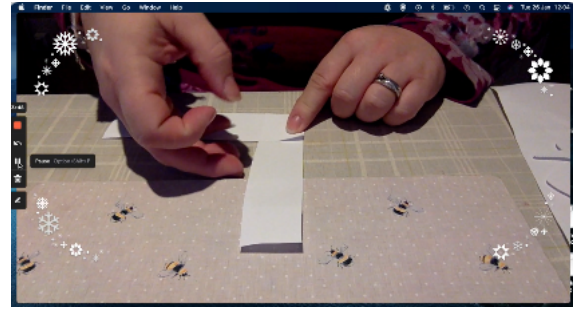
Use 2 plates to explore the composition of numbers to 5  
Place some of your buttons on one plate and the rest on another plate.



How many buttons are on each plate?  
How many buttons do you have altogether?  
What if you used 3 plates?

White Rose Maths

## Lost and Found Topic



<https://www.loom.com/share/07cf948b2568423bb22d6e4b07a41cft4>

### Task:

Imagine you are the boy in the story and you are going to send a postcard home telling them all about your journey!

Your task today is to make your front cover of the postcard! You may like to make it 3D and include a drawing from the book. Have a watch of Mrs Hoddy's video showing you how to make your postcard 3D by making a spring...

Here are some pictures from the story you may like to draw on your postcard:



**Last day of measuring rainfall:** measure today's rainfall in millilitres on your 7 day grid at the end of the day.

Thursday	Friday	Saturday	Sunday	Monday	Tuesday	Wednesday

<p>Music (10 minutes)</p>	<p>Go on the Norfolk Music Hub (YUMU) website and play on the 'Get in the Groove' unit.</p> <p><a href="https://www.norfolkmusichub.org.uk/site/logins/students-log-in">https://www.norfolkmusichub.org.uk/site/logins/students-log-in</a></p>
<p>Story time/ Dough Disco</p>	<p>Watch the story time video below:</p>  <p><a href="https://youtube/6XLYISzkI8g">https://youtube/6XLYISzkI8g</a></p>
<p>Cosmic Kids Yoga/Singing</p>	<p>Join in with the Cosmic Kids Yoga:</p>  <p><a href="https://www.youtube.com/watch?v=U9Q6FKFI2Qs">https://www.youtube.com/watch?v=U9Q6FKFI2Qs</a></p> <p>Send me a photo!</p>