

Friday 22nd January 2021

Hello everyone,


It's fabulous Friday!

Don't forget our zoom call at 11am. Could you make sure your child brings a piece of work or something they've made/done that they are really proud of with them to talk about? Also, for our game we are going to play 'musical statues' so make sure you set your zoom up in a place where you have some space!

I am so amazed and proud of all the work the children have produced this week! Parents, you are all awesome!

See you soon,

Mrs Cole



Subject Resources List

Handwriting:

- Whiteboard
- Whiteboard pen
- OR
- Pencil
- Exercise Book/Paper

Phonics:

- Whiteboard
- Whiteboard pen
- Pencil
- Exercise book
- GROUP 1: paper and a bowl
- GROUP 2: paper, tea bag

Maths:

- Pencils
- Paper
- Exercise book
- Number line (you could use a ruler)
- Tens frame
- 20 items (10 one item and 10 another)

Literacy:

- Pencil
- Exercise book
- Phonics mat

Geography:

- Jug with millilitres
- 7-day grid
- Pencil

Art and Literacy:

- A grid as shown in the task box
- Pencil
- Colouring pencils
- Phonics sound mat

Handwriting
(10 minutes)

Can you practice the letter **u**?

Try writing:

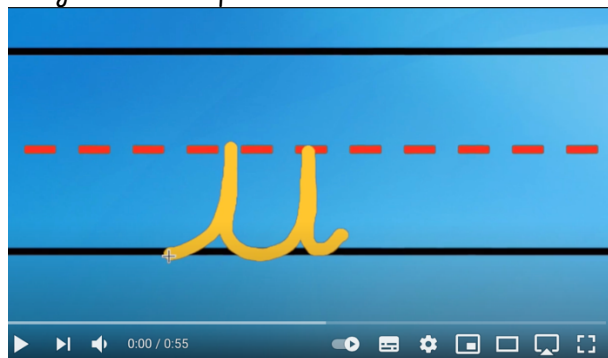
u

emu

running

The emu was having fun running.

This video might help:



<https://www.youtube.com/watch?v=2TXb8uoSXsU>

Phonics Group
1 (20-30
minutes)

Today we are learning the 'er' digraph. Watch the
Phonic Fairies video below:

er



Login details:

<https://ttsstorytimephonics.co.uk/>

Username: Spørle Primary

Password: XA\$li@VB!QM8NqSh8IyeQHMg

Task:

Write these words on a small piece of paper, fold them up and put them in a bowl. Pick one out, sound it out and blend the sounds into a word. Once you know what the word is, say a sentence with the word in it.

dinner, letter, ladder, better,
summer, butter, cracker

Phonics Group
2 (20-30
minutes)

Today we are learning the 'ew' digraph. Watch the teaching video below:

ew/ue



Phonics 'ew'

<https://www.loom.com/share/b23a2f10e7e840fdb0a5b4fe93a793a>

Task:

Read the 'ew' and 'oo' (same sound) words then make sentences from them until you've used all the words. Read the sentences aloud using punctuation.

few, stew, chew, knew, shampoo,
poo, roof

Maths (20
minutes)

Today in maths we are consolidating what we have learnt over the past few weeks.

Task: have a go at answering these questions

1.

Draw counters on ten frames to show each addition.

a) $9 + 3$

b) $6 + 7$

c) $11 + 2$

d) Write the missing phrase.

less than

greater than

equal to

$9 + 3$ is _____ $6 + 7$

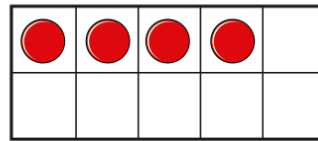
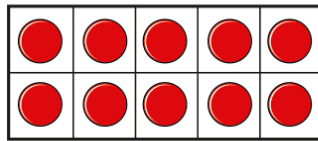
$11 + 2$ is _____ $9 + 3$

$6 + 7$ is _____ $11 + 2$

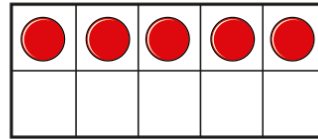
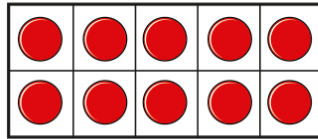
2.

Cross out counters to show each subtraction.

$14 - 5$



$15 - 6$



Write the missing phrase.

less than

greater than

equal to

$14 - 5 \quad \underline{\hspace{2cm}} \quad 15 - 6$

3.

Write $<$, $>$ or $=$ to compare the number sentences.

a) $12 + 3$ \bigcirc $12 - 3$

c) $13 + 6$ \bigcirc $6 + 13$

b) $17 - 4$ \bigcirc $17 - 6$

d) $14 - 4$ \bigcirc $1 + 0$

Did you have to work them all out?

Extension question:

Complete the number sentence.

$$\square + \square = \square - \square$$

How many ways can you complete the number sentence?

Geography (5 minutes)

Measuring rainfall: measure today's rainfall in millilitres on your 7 day grid at the end of the day.

Thursday	Friday	Saturday	Sunday	Monday	Tuesday	Wednesday

Art and Literacy (20 minutes):

Giant Project:

Over the next week we will be making a giant from craft items and materials that are in your house! Using the document below as a template (or you can print it out) begin by drawing how you would like your giant to look, add labels and equipment you will need to use to make it. Can you add joints so you are able to make your giant move? For example, you could use split-pins, rubber bands, string or twine as a joint. You have until **Thursday** next week to make this giant. Make sure you send a picture or video of your final product!

My design and labels

Equipment

Story time/
Dough Disco

Watch the dough disco video below:



<https://www.youtube.com/watch?v=N4Ydw023G8>