

Wednesday 20th January 2021

Hello everyone,

It's Wonderful Wednesday! What AMAZING instructions I saw yesterday showing me how to plant a bean like Jack did in the story. Well done all of you for all the brilliant work you are doing. It makes me so happy!

Don't forget Joe Wicks is doing his live PE session today at 9am (which you can access at any time on his YouTube channel).

Also, you can still access music online through this link:
<https://www.norfolkmusic hub.org.uk/site/logins/students-login>

If you can't remember your child's login, message me on ClassDojo and I can pass it on to you. At the moment both Reception and Year 1 are completing the unit called 'In the Groove' which you will find on the website. If you have any questions about this, please do ask me!

Just so you all know, I have a training session today from 2-3pm and then a meeting from 3.45-5pm so if I don't get back to you today this is why but I will make sure to reply in the morning tomorrow.

Have a super day and a fun time learning!

Mrs Cole

here's a BOOst of positivity!



WoOOooOOh!

Subject Resources List

Handwriting:

- Whiteboard
- Whiteboard pen
- OR
- Pencil
- Exercise Book/Paper

Phonics:

- Whiteboard
- Whiteboard pen
- Pencil
- Exercise book
- GROUP 1: Yellow pencil/pen/highlighter
- GROUP 2: A4 paper and 2 containers (e.g., lunch boxes, shoe boxes or cups)

Maths:

- Whiteboard
- Whiteboard pen
- Pencil
- Exercise book
- Number line

Literacy:

- Pencil
- Exercise book
- Phonics mat

Science:

- A4 piece of paper
- Pencil
- Colouring pencils/paint
- Phonics mat

Handwriting
(10 minutes)

Can you practice the letter **j**?

Try writing:

j


jam

jelly

jiggly

The jiggly jelly and jam!

This video might help:




<https://www.youtube.com/watch?v=ihDLrtI7Idw>

Phonics Group
1 (20-30
minutes)

Today we are learning the 'air' trigraph. Watch the teaching video below:

air



<https://www.loom.com/share/68d46fa76c9042748914269d122deb7>

Task:

Write these words using a yellow pen/highlighter/pencil and add the buttons and hair slides (buttons and zips) underneath the words:

hairy

dairy

air

fair

fairy

pair

Phonics Group
2 (20-30
minutes)

Today we are learning the split digraph 'i-e'.
Watch the Phonics Fairies video below:



Login details:

<https://ttsstorytimephonics.co.uk/>

Username: Sporle Primary

Password: XA\$li@VB!QM8NqSh8iyeQHMg

Task:

Write these words on to pieces of paper and fold into a letter. Read the word and post the letters into the correct 'letter box' (3 containers). One letter box for words with the trigraph 'igh', another for the words with the split digraph 'i-e' and one for the words with the digraph 'ie'.

prize

bike

pie

polite

slide

lie

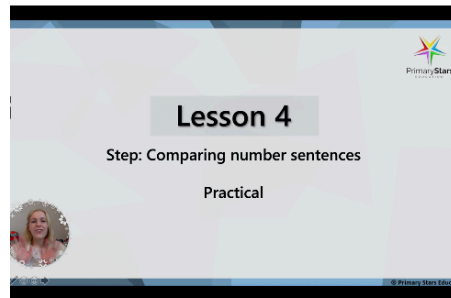
time

tie

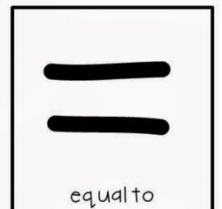


light

Today in maths we are using the greater than, less than and equals symbols to compare number sentences.

Watch the teaching video below:



Year 1 Maths 20th January 2021

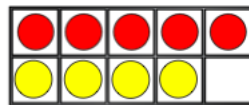


<https://www.loom.com/share/0f01158cab5f464aa50b59550711db16>

Task:

1)

Which card completes the number sentence?

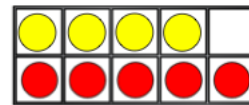


$5 + 4$

is more than

is less than

is equal to



$4 + 5$

2)

Use $<$, $>$ or $=$ to compare the number sentences.

$$3 + 8 \bigcirc 8 + 3$$

$$18 - 5 \bigcirc 18$$

$$12 + 4 \bigcirc 12 - 4$$

3)

Choose the correct digit card to make the number sentences correct.

$$13 - 5 < 13 - \underline{\quad}$$

$$16 - 4 = \underline{\quad} + 4$$

$$9 + \underline{\quad} > 9 + 1$$

4

8

2

Extension questions:

Pick at least one to complete.

1)

Parent answer:



Alex

Any number less than 11 would make this correct.

$$7 + 11 < 7 + \underline{\quad}$$

Alex is incorrect.
She needs to use
any number
greater than 11

Do you agree with Alex?

Explain why.

2)

Parent answer:

Dexter is working out which symbol to use to compare the number sentences.



$$14 - 5 \quad \bigcirc \quad 14 + 5$$

The missing symbol must be = because all of the numbers are the same.

Dexter is incorrect
because when you
take 5 away from
14 the answer will
be smaller than
when you add 5 to
14 so the correct
symbol should be
<

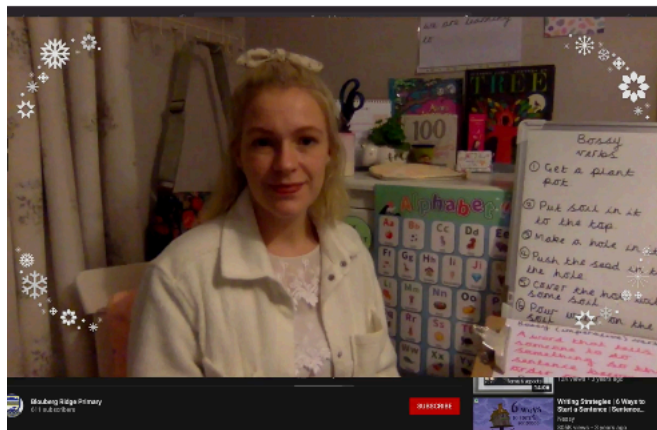
Do you agree with Dexter?

Explain why.

Literacy and
Topic: (15-20
minutes)

'Jack and the Beanstalk' and instructions:

Watch the teaching video below:



Literacy (Bossy/Imperative
Verbs) Wednesday 20th Januar...

<https://www.loom.com/share/lcfla2acc36b4f15a994e737ec435342>

(see the next page for your task)

Task:

- Using your work from yesterday to help, write a set of instructions telling someone how to plant a bean. Remember to be precise, use bossy (imperative) verbs and to number your instructions, starting with 1.

An example of this would be "1. **Get** a plant pot and **put** some soil in it so it's almost full" and "2. **Make** a small hole in the soil using a spoon handle."

These are the bossy (imperative) verbs

- If you have already written your instructions, highlight the bossy verbs you have used. If you haven't used a bossy verb, can you add one in to your sentence?


Challenge:

- For 2 classdojo points, write a set of instructions directing someone to do something (like baking a cake) using bossy verbs.

Science (15 minutes)

Cress investigation

Watch the teaching video below:



Cress Investigation (Day 7) and Roots

<https://www.loom.com/share/6d0adc6338024b36b997e549b4947703>

Task:

Draw/paint the cress' roots and write a sentence about the two important things they do to keep plants healthy.

Story time/
Dough Disco

Join in with the dough disco video!



<https://www.youtube.com/watch?v=aAo2h36DVfA&list=PL7stXD3f7IIOL-NCT6ry2TwsrKoQpIC0y&pbjreload=101>