

Tuesday 19th January 2021

Hello everyone,

I saw some amazing learning happening yesterday. Well done everyone. I thought all the cress diaries looked brilliant and I was amazed to see how lots of your handwriting has progressed! Well done all of you!

Here is the home learning for today. If you have any questions, please do not hesitate to message me on ClassDojo. I am here for you!

Mrs Cole

find the
BEAUTY
in every day

Subject Resources List

Handwriting:

- Whiteboard
- Whiteboard pen
- OR
- Pencil
- Exercise Book/Paper

Phonics:

- Whiteboard
- Whiteboard pen
- Pencil
- Exercise book
- GROUP 1: an egg
- GROUP 2: a paper plate (or a drawn one on a piece of paper) and some small pieces of paper

Maths:

- Pencils
- Paper
- Exercise book
- Tens frame
- Ten small items

Literacy:

- Pencil
- Exercise book
- Phonics mat

RE:

- A4 piece of paper
- Chopsticks
- A piece of material or kitchen roll
- Sellotape
- Scissors
- Black pen

Handwriting
(10 minutes)

Can you practice the letter **i**?

Try writing:

i

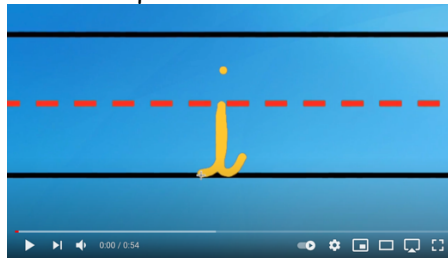
pink

pig

pile

The pink pig in a pile of mud.

This video might help:



<https://www.youtube.com/watch?v=cPJYN-mx90A>

Phonics Group
1 (20-30
minutes)

Today we are learning the 'ear' trigraph. Watch the Phonics Fairy below:



Phonic Fairy Reads "Oh Dear"

ear



Login details:

<https://ttsstorytimephonics.co.uk/>

Username: Spørle Primary

Password: XA\$li@VB!QM8NqSh8iyeQHMg

Task:

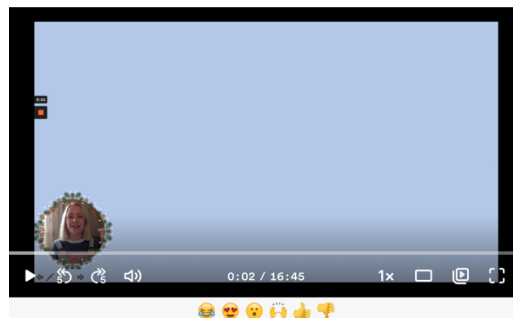
- 1) Write the digraph 'ear' on an egg!
- 2) Look at the pictures below, figure out what they are and then write the words by sounding them out and using your phonics mat:



Phonics Group
2 (20-30
minutes)

Today we are learning the digraph 'ea'. Watch the teaching video below:

ea/e-e/ey



Phonics 'ea'

<https://www.loom.com/share/90cc846c431741899e7b6da728da8687>

Task:

Write the 'ee' words on to a paper plate and the 'ea' words on to a piece of paper, then scrunch them up to turn them into peas:

see

sea

feel

seat

treat

weep

meet

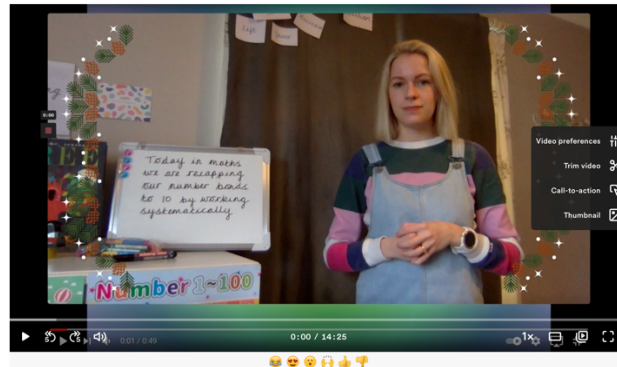
bead

deep

steamy

Maths (20 minutes)

Today in maths we are recapping our number bonds to 10 by working systematically. Watch the teaching video below. You will need a tens frame, 2 small items a pencil and your exercise book:



Year 1 Maths Tuesday 19th January 2021

<https://www.loom.com/share/9d387868a4d0447da1d411abbaf5c5f7d>

Extension question:

1)

Dora has 10 p to spend.



Which two items could she buy?
How many different ways can she do it?


Parent answer:

A chew bar and a muffin.
A banana and a chocolate bar.
A banana and a bottle of pop.
An apple and a chocolate bar.
An apple and a bottle of pop.

2)

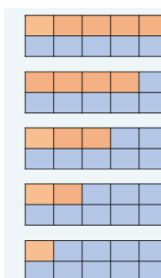
Tommy needs to colour in **all** of the boxes using two different colours.

One box of each colour has been done for him.



How many different ways can he colour the boxes?

Parent answer:




This can also be the other way where there are 9 oranges and 1 blue, 8 oranges and 2 blues, 7 oranges and 3 blues, 6 oranges and 4 blues.

Literacy and
Topic: (15-20
minutes)!

Jack and the Beanstalk and instructions.

Watch the teaching video below:



<https://www.loom.com/my-videos>

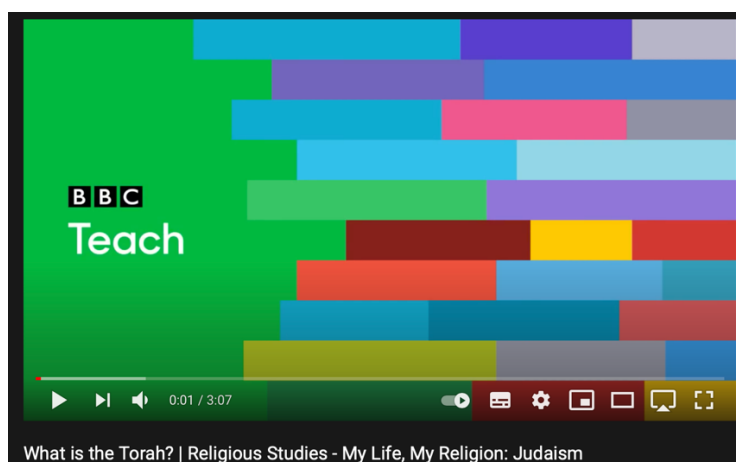
Task:

Draw and label the steps for planting a bean just like Jack did! Make sure to number your diagrams, starting with 1, and to draw them in precise steps so someone could use your instructions.

RE (Judaism)
and Art: (10-15
minutes)

Judaism and Art:


Watch the video below explaining what the Torah is and then watch the Art related video below for your task:



<https://www.youtube.com/watch?v=3QZ792rjcVE&t=1s>

Task:

Make a Torah from an A4 piece of paper, 2 chopsticks (or straws), a long thin piece of material (or kitchen roll), scissors, sellotape. Watch the video below:



RE and Art - Making a Torah

<https://www.loom.com/share/d705350203b14c3cbddfc8656684a2b7>

Story time/
Dough Disco

Watch the story time video below and join in if you know it:



<https://www.youtube.com/watch?v=OgyI6ykDwds>