

Monday 18th January 2021

Hello everyone,

I hope you all had a lovely, restful weekend!

Here is the learning for today - I hope you all enjoy what has being set!

Know I am here if you need anything - just send me a message on ClassDojo!

Mrs Cole



1. YOU ARE *valuable*
2. YOU ARE *enough*
3. YOU HAVE A *voice*
4. YOU ARE *seen*
5. YOU ARE *capable*

Subject Resources List

Handwriting:

- Whiteboard
- Whiteboard pen
- OR
- Pencil
- Exercise Book/Paper

Phonics:

- Whiteboard
- Whiteboard pen
- Pencil
- Exercise book
- GROUP 1: some kitchen foil

Maths:

- Pencils
- Paper
- Exercise book

Literacy:

- Whiteboard
- Whiteboard pen
- OR
- Pencil
- Exercise book

Science:

- A4 paper
- Pencil
- Phonics sound mat

Handwriting
(10 minutes)

Remember you do not have to use a pencil or pen today. You could use flour, sand, mud, sticks, oats or a brush and water.

Can you practice the letter **l**?

Write the letter, words and a sentence. Make sure you are making your tall letters tall, your long letters long and you are trying to keep your letters the right size. If your child struggles to form letters, practice writing in the air and carpet and show them how to write it first.

Try writing:

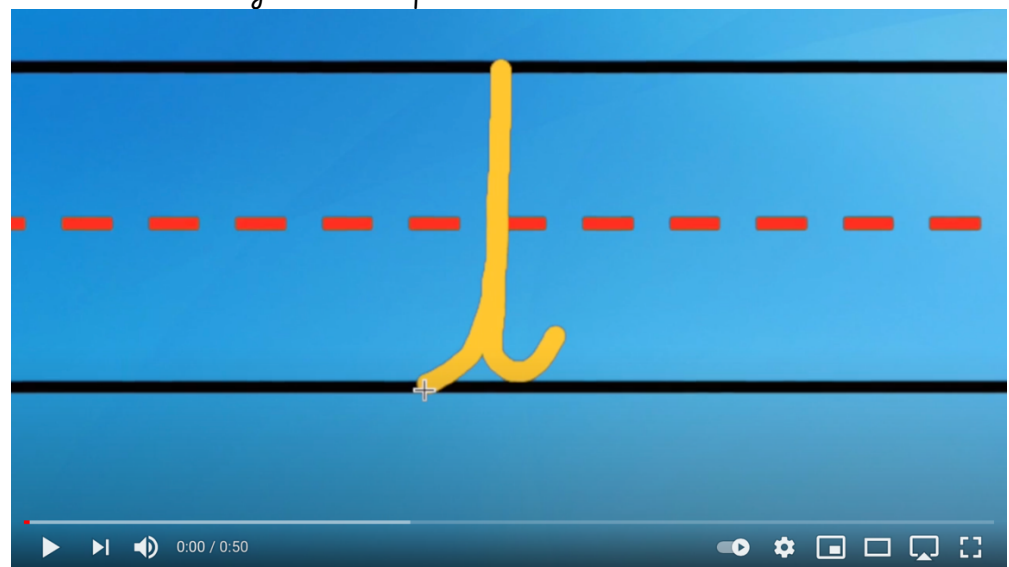
l

lemon

little

A little bitter lemon.

This video might help:




<https://www.youtube.com/watch?v=W55kiMs2454>

Phonics Group
1 (20-30
minutes)

Today we are learning the 'oi' digraph. Watch the teaching video below:

oi



Phonics 'oi'

<https://www.loom.com/share/c5293db4e7544231ba2ad689e2c307cf>

Task:

Write a sentence using two of the 'oi' words. For example: 'The foil was in the soil.'

Phonics Group
2 (20-30
minutes)

Today we are learning the split digraph 'a-e'.
Watch the phonics fairies' video below:



Phonic Fairy Reads "Caveman Dave"

a-e



Login details:


<https://ttsstorytimephonics.co.uk/>

Username: Sporle Primary

Password: XA\$li@VB!QM8NqSh8iyeQHMg

Task:

Find the words with the split digraph 'a-e' in Caveman Dave's Cave and read them aloud:



Phonics a-e task

<https://www.loom.com/share/2e08379fc7004f0ab22f5ed72e535b35>

Can you write a sentence using at least two of these words?

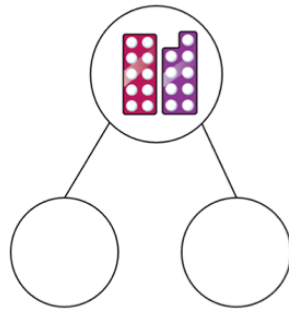
Today in maths we are continuing to learn about fact families.

Answer these questions, recapping your learning from the last few weeks.

Task:

1)

Use the cards to write as many addition and subtraction sentences as you can.



nine

add

ten

subtract

nineteen

is equal to

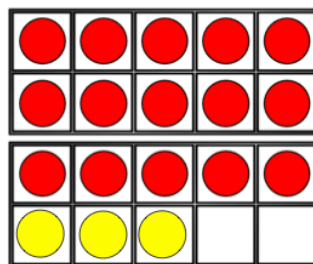
Parent answer:

Children can use the words to create sentences

Possible answers:
Nine add ten is equal to nineteen.
Nine is equal to nineteen subtract ten.

2)

Circle the addition and subtraction number sentences that match the ten frames.



$$15 + 3 = 18$$

$$15 - 3 = 18$$

$$3 + 18 = 15$$

$$18 - 15 = 3$$

$$18 + 3 = 15$$

$$18 - 3 = 15$$

$$18 = 3 + 15$$

$$15 - 18 = 3$$

Parent answer:

$$15 + 3 = 18$$

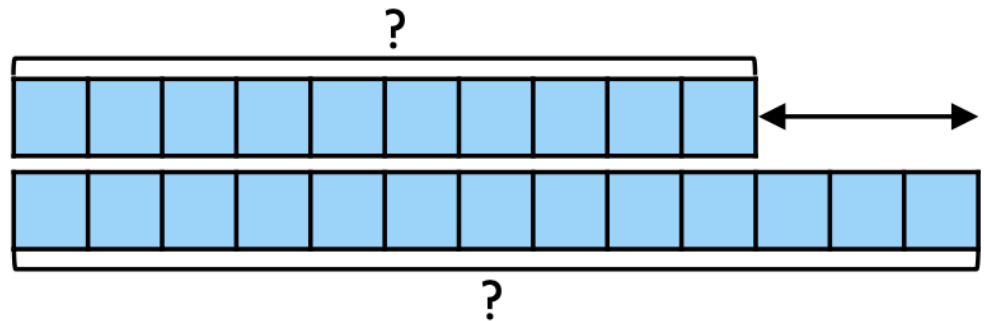
$$18 - 15 = 3$$

$$18 - 3 = 15$$

$$18 = 3 + 15$$

Extension question:

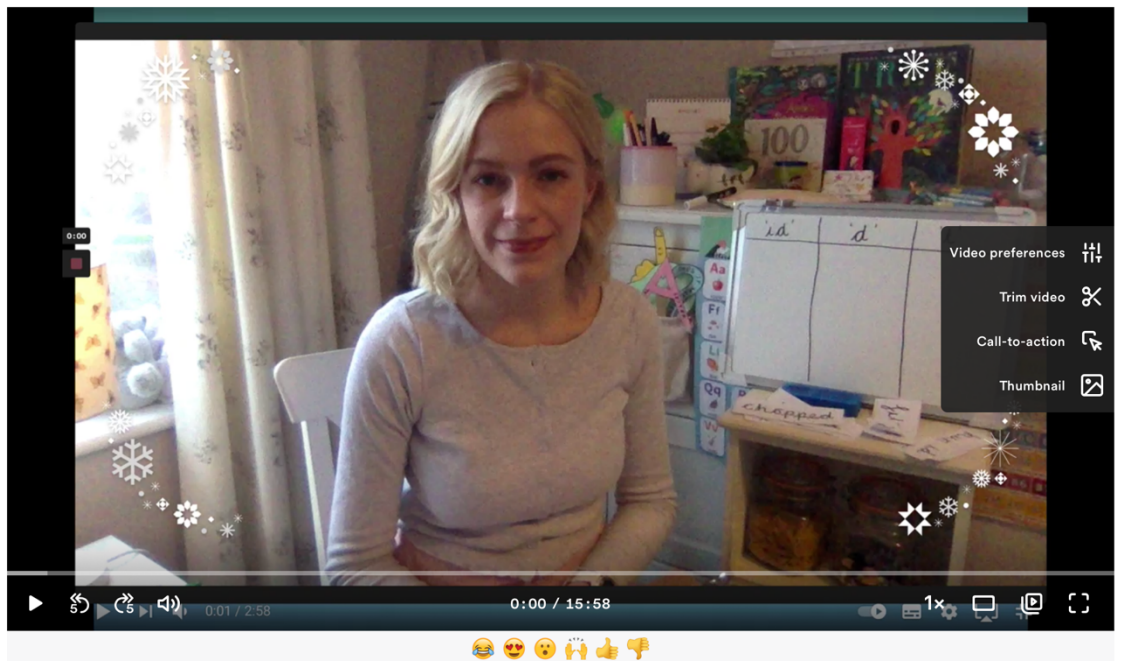
Write a number sentence and story to represent the bar model below.



*Literacy and
Topic: (15-20
minutes)*

SPaG: Today we are learning about the three sounds the -ed suffix makes and how to write a sentence.

Watch the teaching video below:



Year 1 Literacy - suffix -ed and how to write a sentence.

<https://www.loom.com/share/b2ff169886784cfda37037f85e53289b>

Science: Cress Observation

Watch the teaching video below:



Cress seed investigation - Day 5

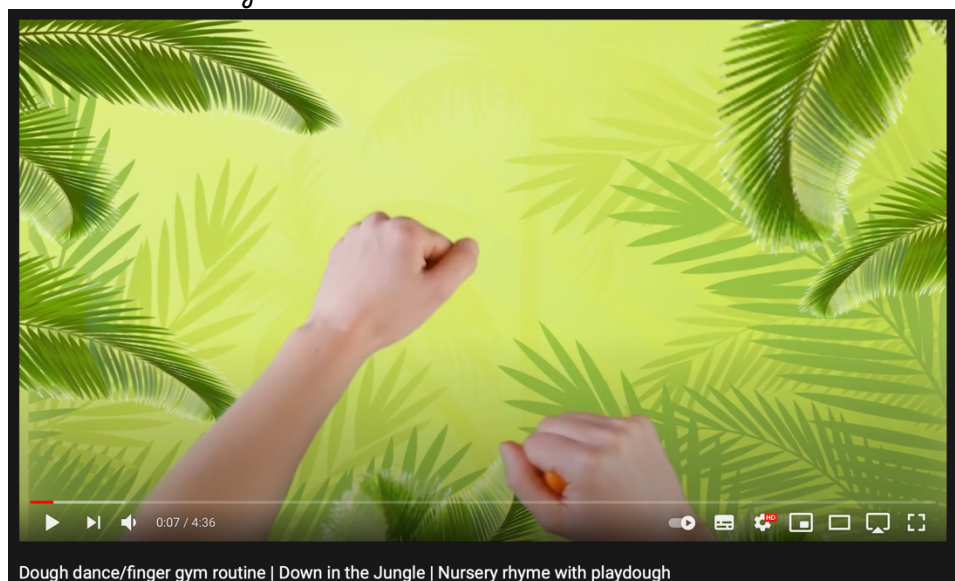
<https://www.loom.com/share/024a69867ed64533a9061d4aa85242bb>

Task:

Draw diagrams of each pot in your 'Cress Diary'.
Write labels and a sentence of your main observations.

Story time/
Dough Disco

Watch the dough disco video below:



<https://www.youtube.com/watch?v=o9D51fqZF3o>