

Thursday 14th January 2021

Hello everyone,

Well done everyone for all your hard work yesterday! I saw some brilliant learning - I particularly enjoyed seeing the 'cross the river' phonics game, Reception's shape making and Year 1's addition and subtraction fact families which blew me away!

Parents, thank you so much all your hard work and for uploading the pictures and videos. It is so lovely to see all the wonderful learning happening at home and to watch the progress your child is making.

I hope you all enjoy the learning set for today. I am here if you need anything.

Mrs Cole

A motivational quote on a pink background. The text reads: "You are capable of AMAZING things." The word "AMAZING" is in all caps and a bold, pink, textured font, while the rest of the text is in a black, cursive script font.

You are
capable of
AMAZING
things.

Subject Resources List

Handwriting:

- Whiteboard
- Whiteboard pen
- OR
- Pencil
- Exercise Book/Paper

Phonics:

- Whiteboard
- Whiteboard pen
- Pencil
- Exercise book/Paper
- GROUP 1: Make your own curds and whey - if you can use oats or something similar
- GROUP 2: set up a pin the patch on the skirt and get a blindfold

Maths:

- Exercise book or paper
- Pencil
- A drawn part-part-whole model on paper or whiteboard
- Some small objects (e.g., pasta, buttons, sweets)
- Number line

Literacy, topic and computing:

- Paper
- Pencils
- Colouring pencils
- Device for the Kiddle search engine
- Phonics sound mat for labels or sentences (extension)

Handwriting
(10 minutes)

Remember you do not have to use a pencil or pen today. You could use flour, sand, mud, sticks, oats or a brush and water.

Can you practice the letter **s**?

Write the letter, words and a sentence. Make sure you are making your tall letters tall, your long letters long and you are trying to keep your letters the right size. If your child struggles to form letters, practice writing in the air and carpet and show them how to write it first.

Try writing:

s

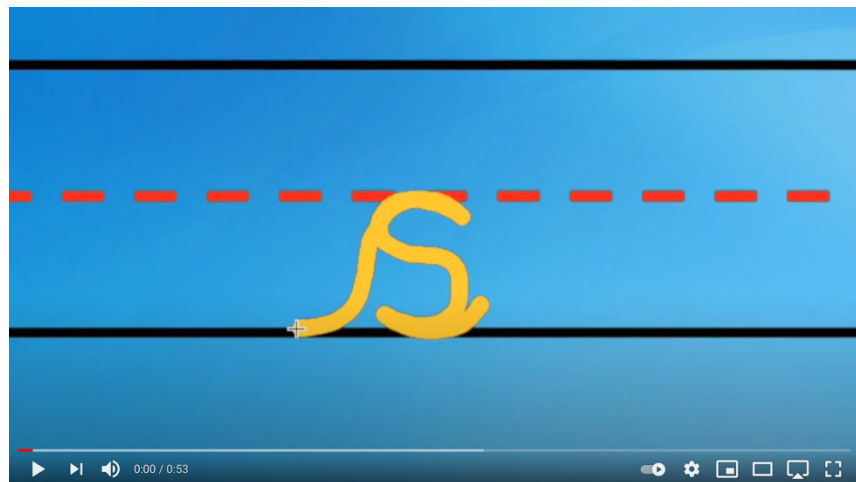
snail

shark

small

The shark ate a small snail.

This video might help:



<https://www.youtube.com/watch?v=Z88AnOKpuYo>

Phonics Group
1 (20-30
minutes)

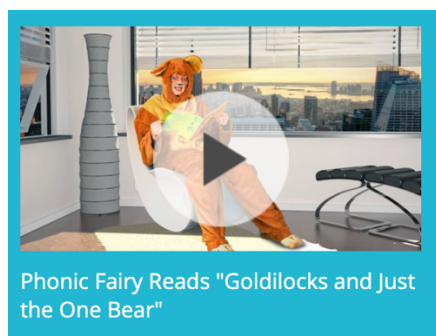
Today we are learning the 'ur' digraph. Watch the teaching video below:



<https://www.loom.com/share/a7bf2eba644c4b968f176a94ed2415b5>

Phonics Group
2 (20-30
minutes)

Today we are learning the 'ir' digraph. Watch the phonics fairies' video below:



Login details:

<https://ttsstorytimephonics.co.uk/>

Username: Sporle Primary

Password: XA\$li@VB!QM8NqSh8IyeQHMg

Task: Pin the patch on the skirt (like pin the tail on the donkey)

Write these words on to pretend patches (pieces of paper):

girl
bird
birth
third
thirteen

Be blindfolded and spin around. Get your grownup to direct you to the patches and pick

one up. Try and stick it on the skirt then take your blindfold off and read it.

Maths (20 minutes)

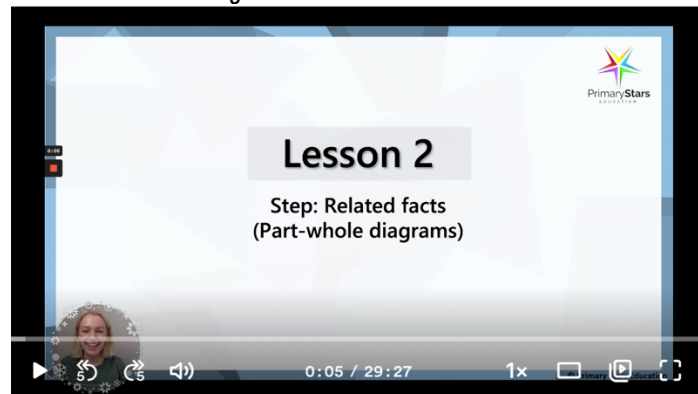
For your maths starter, sing the song below:



https://www.youtube.com/watch?v=Ftati8iGQcs&list=PLM95cb_Szq3am4n6jJwI27QbBIDixZgIc

Today we are using part-part-whole diagrams to solve related facts.

Watch the teaching video below:

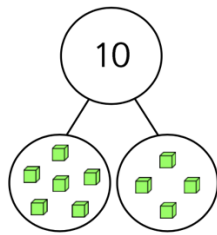


<https://www.loom.com/share/12e9574998eb4171bf07e8522a9292fd>

Task:

1)

Parent answer:



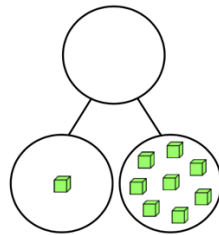
$$\underline{\quad\quad} + \underline{\quad\quad} = 10$$

$$\underline{\quad\quad} + \underline{\quad\quad} = 10$$

$$10 - \underline{\quad\quad} = \underline{\quad\quad}$$

$$10 - \underline{\quad\quad} = \underline{\quad\quad}$$

2)

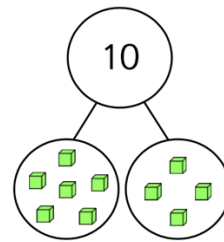


$$\underline{\quad\quad} + \underline{\quad\quad} = \underline{\quad\quad}$$

$$\underline{\quad\quad} + \underline{\quad\quad} = \underline{\quad\quad}$$

$$\underline{\quad\quad} - \underline{\quad\quad} = \underline{\quad\quad}$$

$$\underline{\quad\quad} - \underline{\quad\quad} = \underline{\quad\quad}$$



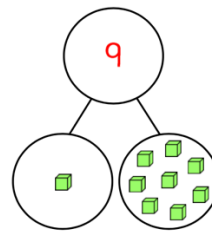
$$\underline{6} + \underline{4} = 10$$

$$\underline{4} + \underline{6} = 10$$

$$10 - \underline{6} = \underline{4}$$

$$10 - \underline{4} = \underline{6}$$

Parent answer:



$$\underline{1} + \underline{8} = \underline{9}$$

$$\underline{8} + \underline{1} = \underline{9}$$

$$\underline{9} - \underline{1} = \underline{8}$$

$$\underline{9} - \underline{8} = \underline{1}$$

Try the extension questions at the end of the video.

Literacy,
topic and
computing:
(15-20
minutes)

Hibernation

Today continue using this time to make your factfile about animals that hibernate. Don't forget to add some illustrations or pictures.

Story time/
Dough Disco

Watch the dough disco video below:



<https://www.youtube.com/watch?v=BOLR3pQt8zg>