

Wednesday 13<sup>th</sup> January 2021

Hello everyone,

I just want to do a shout out ALL parents that you are ALL doing a fantastic job with your children's learning and I think you are all amazing! Know that I am here if you need anything and if you would like a zoom chat or a call with me just let me know.

Robins, what amazing learning you have been doing! You have made me so proud! It was lovely seeing you all be scientists and make hypotheses. I really enjoyed looking at your diagrams of the seeds and it was lovely to see some of you join in and make your own investigation.

I hope you enjoy the learning activities today! Year 1's, I have filmed the maths using a new programme called 'Loom'. I would appreciate some feedback on this method of online teaching if you have some time to do this.

Have a wonderful Wednesday and enjoy the learning! Don't forget to take some time to do something for yourselves, like going for a walk or playing a boardgame!

Take care and stay safe,

Mrs Cole

No one is you,  
and that is your  
**Superpower**

ELYSE SANTILLI

## Subject Resources List

### Handwriting:

- Whiteboard
- Whiteboard pen
- OR
- Pencil
- Exercise Book/Paper

### Phonics:

- Whiteboard
- Whiteboard pen
- Pencil
- Exercise book/Paper
- Something to make a pretend river e.g., a blanket, some material or a skipping rope
- Washing up liquid, a sandwich bag and a cotton bud

### Maths:

- Matchsticks or other similar items

### Literacy, topic and computing:

- Paper
- Pencils
- Colouring pencils
- Device for the Kiddle search engine
- Phonics sound mat for labels or sentences (extension)

Handwriting  
(10 minutes)

Remember you do not have to use a pencil or pen today. You could use flour, sand, mud, sticks, oats or a brush and water.

Can you practice the letter **e**?

Write the letter, words and a sentence. Make sure you are making your tall letters tall, your long letters long and you are trying to keep your letters the right size. If your child struggles to form letters, practice writing in the air and carpet and show them how to write it first.

Try writing:


e

egg

bed

egg in the bed

This video might help:



<https://www.youtube.com/watch?v=gU9RRdCfCrE>

Phonics Group  
1 (20-30  
minutes)

Today we are learning the 'or' digraph. Watch the phonics fairy reading the story below:



Phonic Fairy Reads "Cinderella"



Login details:

<https://ttsstorytimephonics.co.uk/>

Username: Sporle Primary

Password: XA\$li@VB!QM8NqSh8IyeQHMg

Use some washing up liquid to write this digraph today. You could put it in a sealed sandwich bag and have a go practicing writing the digraph on the top using your finger or a cotton bud.

Task:

Today have a go at making a pretend river out of anything in your home, e.g., a blanket, some material or a skipping rope. Get your grown up to write these words on some paper:

fork  
born  
cord  
cork  
worn  
corn  
hornet

Get your grown-up to pretend they are the king or queen. Get them to say one of the words. Can you find it?

Sound-talk and read the word as you cross the river. Were you right?

Maths (20 minutes)

For your maths starter, join in this song!





<https://www.youtube.com/watch?v=b.ONHrFNZWWh0>

Today we are continuing with 2D shapes!

#MathsEveryoneCan

Go on a shape hunt and look for lots of different shapes.  
You could hunt for shapes in your house, your garden or you could even go on a shape hunt walk.



What do you notice about each shape? How many sides does it have?  
Are all of its sides the same length?

White Rose Maths

## Matchstick Shapes



Use matchsticks to build squares and rectangles.

What is the smallest square you can make?

How many matchsticks did you use?

What is the largest?

Can you count all of the matchsticks you used?

What is the smallest number of matchsticks needed to build a rectangle?

*You don't have to use matchsticks- think outside of the box!*

Literacy,  
Topic and  
computing:  
(15-20  
minutes)

Today we're going to start making a factfile about a animals that hibernates. You can be as creative as you like making the factbook. We are going to allow time to do this over 2 days. You can include diagrams (like we did for science), labels, and interesting sentences (Year 1).

Don't forget to use the phonics sound mats!

Use the search engine <https://www.kiddle.co> to find out about animals that hibernate.

### Internet Safety Rules

Always ask a grown-up for help if you see anything strange or unusual.

Don't download or install anything without asking a grown-up first.

Remember, not all games and videos are for children.

Don't talk to strangers online and don't tell them where you live.

If you are ever unsure what to do, remember Buddy's song, and always ask for help!



### Buddy's 'Use Your Tablet Safely' Song

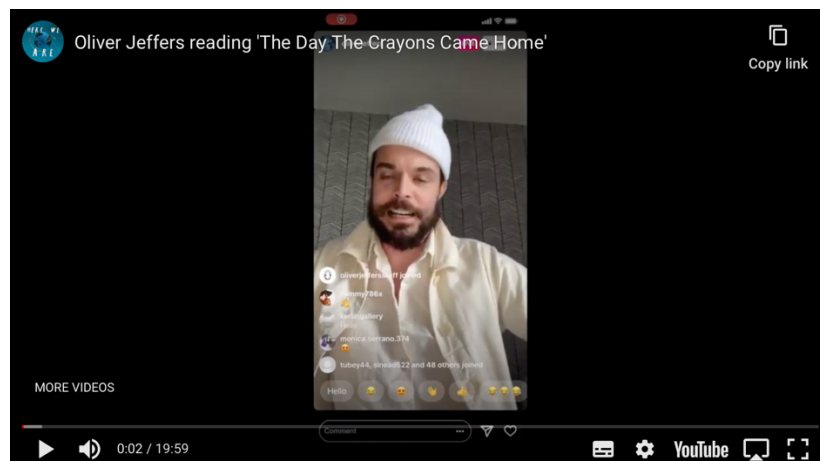
(Sung to the tune of Frère Jacques)

Ask your grown-up,  
Ask your grown-up,  
Ask for help!  
Ask for help!  
Use your tablet safely,  
Use your tablet safely,  
Woof, woof, woof!  
Woof, woof, woof!



Story time/  
Dough Disco

Watch the story time video below:



<https://youtube.be/P-ZLxz9jRbY>