

Friday 8<sup>th</sup> January 2021

Hello,

I saw some amazing learning happening yesterday. What amazing trees you all made!

I just want to say a big thank you to all of you (parents) for all the effort you are putting into this and well done all of the children for carrying on being fantastic learners.

I hope you all enjoyed the teaching videos yesterday! Thank you those of you who gave me feedback. Sorry about the technical issues with the links, I believe I have sorted this so hopefully they will work today!

Mrs Cole

P.S. Don't forget to join our live zoom chat at 11am!

*you are doing  
wonderful darling. x*

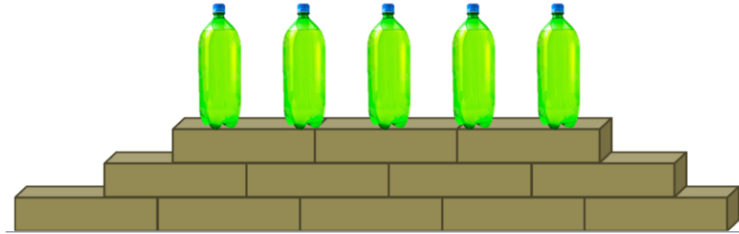
*@diggypanda3*

Maths

(20 minutes)



Sing a 'one less' rhyme where you take away one animal or object each time.  
It would be great if you could use some props from around your house to act out the rhyme as you sing.



Now have a go at thinking of your own 'one less' rhyme to sing.

White  
Rose  
Maths

## Ten green bottles

BBC Teach > School Radio > EYFS > Nursery Rhymes and Songs > All Nursery Rhymes and Songs A to Z



<https://www.bbc.co.uk/teach/school-radio/nursery-rhymes-ten-green-bottles/zncyt39>

Handwriting

(10 minutes)

Remember you do not have to use a pencil or pen today. You could use flour, sand, mud, sticks, oats or a brush and water.

Can you practice the letter **q**?

Write the letter, words and a sentence. Make sure you are making your tall letters tall, your long letters long and you are trying to keep your letters the right size. If your child struggles to form letters, practice writing in the air and carpet and show them how to write it first.

Try writing:

q

queen

quack

the queen can quack

This video might help:

CTRL and click on the picture below for the video today:



<https://www.youtube.com/watch?v=clmk9BMcdEg>

Phonics  
(20-30  
minutes)

Today we are learning the 'oa' digraph. Watch the phonics fairy's video by clicking on the link:



Phonic Fairy Reads "Football Fever"

Login details:

<https://ttsstorytimephonics.co.uk/>

Username: Spore Primary

Password: XA\$li@VB!QM8NqSh8iyeQHMg

See today's teaching video below:



<https://www.youtube.com/watch?v=x5E3UZIxEVI>

Topic  
(Seasons  
and weather)  
(25 minutes)

Today we are learning about animal that hibernate during winter. Watch the teaching video below:

**KS1**

## How the changing seasons affect hedgehogs

Part of Science | Animals

Duration 04:17



<https://www.bbc.co.uk/bitesize/clips/zq9rkqt>

There is a story PowerPoint to accompany this activity if you wish to read it with your child.

You can complete this activity by sorting toys, drawing pictures, explaining through a video or printing, cutting and sticking the pictures in the correct place.

# Don't Hog the Hedge! Who Hibernates?

Can you cut, sort and stick the animals into the table to show whether they hibernate or not?











Hibernates	Does Not Hibernate

Can you add any other animals to the table that hibernate or do not hibernate?

twinkl ORIGINALS

visit [twinkl.com](https://www.twinkl.com)



 hedgehog	 fox	 bat	 bees
 badger	 toad	 robin	 squirrel

Storytime/  
Dough Disco

Watch the video below and join in the activity. Get your dough ready! If you don't have any playdoh, you could use a ball of squashed bread or a soft ball.



<https://www.youtube.com/watch?v=sKbi9LxrQDM>