

Thursday 14<sup>th</sup> January 2021

Hi everyone!

If the links do not work today, please let me know and I can send out alternatives. Hopefully my technology Issue will be fixed by the end of the week!

Mrs Hoddy

### Subject Resources List

#### Handwriting:

- Whiteboard
- Whiteboard pen
- OR
- Pencil
- Exercise Book/Paper

#### Phonics:

- Whiteboard
- Whiteboard pen
- Pencil
- Exercise book/Paper
- GROUP 1: Make your own curds and whey - if you can use oats or something similar
- GROUP 2: set up a pin the patch on the skirt and get a blindfold

- 

#### Maths:

- Exercise book or paper
- Pencil
- A drawn part-part-whole model on paper or whiteboard
- Some small objects (e.g., pasta, buttons, sweets)

#### Literacy, topic and computing:

- Paper
- Pencils
- Colouring pencils

- Device for the Kiddle search engine
- Phonics sound mat for labels or sentences (extension)

Handwriting  
(10 minutes)

Can you practice the letter **s**?

Write the letter, words and a sentence. Make sure you are making your tall letters tall, your long letters long and you are trying to keep your letters the right size. If your child struggles to form letters, practice writing in the air and carpet and show them how to write it first.

Try writing:

s

snail

shark

small

The shark ate a small snail.

This video might help:



<https://www.youtube.com/watch?v=Z88AnOKpuYo>

Phonics Group  
1 (20-30  
minutes)

Today we are learning the 'ur' digraph. Watch the teaching video below:



[https://drive.google.com/file/d/1OJ\\_HlmuWtNkWUpor-h71A7NY6tmnKyaE/view?usp=sharing](https://drive.google.com/file/d/1OJ_HlmuWtNkWUpor-h71A7NY6tmnKyaE/view?usp=sharing)

Phonics Group  
2 (20-30  
minutes)

Today we are learning the 'ir' digraph. Watch the phonics fairies' video below:



Login details:

<https://ttsstorytimephonics.co.uk/>

Username: Spørle Primary

Password: XA\$li@VB!QM8NqSh8iyeQHMg

Task: Pin the patch on the skirt (like pin the tail on the donkey)

Write these words on to pretend patches (pieces of paper):

girl

bird

birth

third

thirteen

Be blindfolded and spin around. Get your grownup to direct you to the patches and pick one up. Try and stick it on the skirt then take your blindfold off and read it.

Maths (20  
minutes)

For your maths starter, sing the song below:



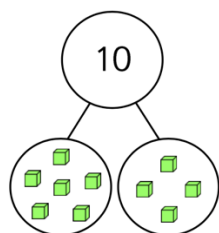
[https://www.youtube.com/watch?v=Ftati8iGQcs&list=PLM95cb\\_Szq\\_3am\\_4n\\_6jJwI27QbBlDirZgIc](https://www.youtube.com/watch?v=Ftati8iGQcs&list=PLM95cb_Szq_3am_4n_6jJwI27QbBlDirZgIc)

Today we are using part-part-whole diagrams to solve related facts.

Use the PPT saved on Dojo/Class website today. I have recorded some audio for you to listen to.

Task:

1)



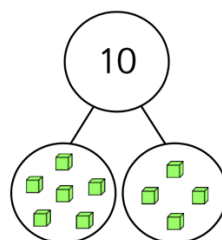
$$\underline{\quad} + \underline{\quad} = 10$$

$$\underline{\quad} + \underline{\quad} = 10$$

$$10 - \underline{\quad} = \underline{\quad}$$

$$10 - \underline{\quad} = \underline{\quad}$$

Parent answer:



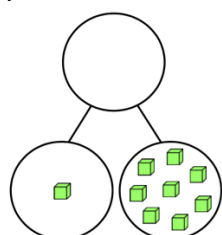
$$\underline{6} + \underline{4} = 10$$

$$\underline{4} + \underline{6} = 10$$

$$10 - \underline{6} = \underline{4}$$

$$10 - \underline{4} = \underline{6}$$

2)



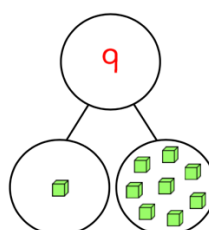
$$\underline{\quad} + \underline{\quad} = \underline{\quad}$$

$$\underline{\quad} + \underline{\quad} = \underline{\quad}$$

$$\underline{\quad} - \underline{\quad} = \underline{\quad}$$

$$\underline{\quad} - \underline{\quad} = \underline{\quad}$$

Parent answer:



$$\underline{1} + \underline{8} = \underline{9}$$

$$\underline{8} + \underline{1} = \underline{9}$$

$$\underline{9} - \underline{1} = \underline{8}$$

$$\underline{9} - \underline{8} = \underline{1}$$

Literacy,  
Topic and  
computing:  
(15-20  
minutes)

Today continue using this time to make your factfile about animals that hibernate. Don't forget to add some illustrations or pictures.

Story time/  
Dough Disco

Watch the dough disco video below:



Thursday's dough  
disco (1).m3u

